

### MARKET FUNDAMENTALS

**14.9%**

CBD Availability Ratio

YOY  
Chg



**71,100 sq. m**

Reserved as of Q1 2026



**85,800 sq. m**

Space under construction,  
2026-2028



**€725 per sq. m**

Prime CBD Rent Q1 2026



### ECONOMIC INDICATORS

	2026(f)	2027(f)
GDP	1.0%	4.2%
Personal Consumption	2.3%	2.4%
Modified Domestic Demand	2.3%	2.9%
Unemployment Rate	4.8%	4.9%
HICP	1.9%	1.9%

Source: Ireland Dept. of Finance

Dublin office take-up in the first quarter of 2026 came in at approximately 37,200 square metres, a solid performance albeit one slightly below Q1 2025 and the most recent five year Q1 average. Dublin take-up was again driven by the CBD which accounted for around 70% of the Dublin Q1 total.

The largest deals in the first quarter included Metrolink which took approximately 4,500 square metres at Coopers Cross and technology company Rippling which leased 3,000 square metres at 1 Cumberland Place. Furthermore, both Metlife and Orix Aviation took space at 4/5 Park Place.

Vacancy rose in Q1 following the massive improvement in the past year, particularly in the CBD. Overall Dublin vacancy stood at 16.5% in Q1, up compared to Q4 but generally unchanged compared to a year earlier. In the CBD, availability increased to 14.9% from 13.7% three months earlier but excluding reserved space that availability rate stands at 13.4%. CBD availability remains well below the peaks we saw in late 2024 and early 2025 and we continue to expect that it will move gradually lower.

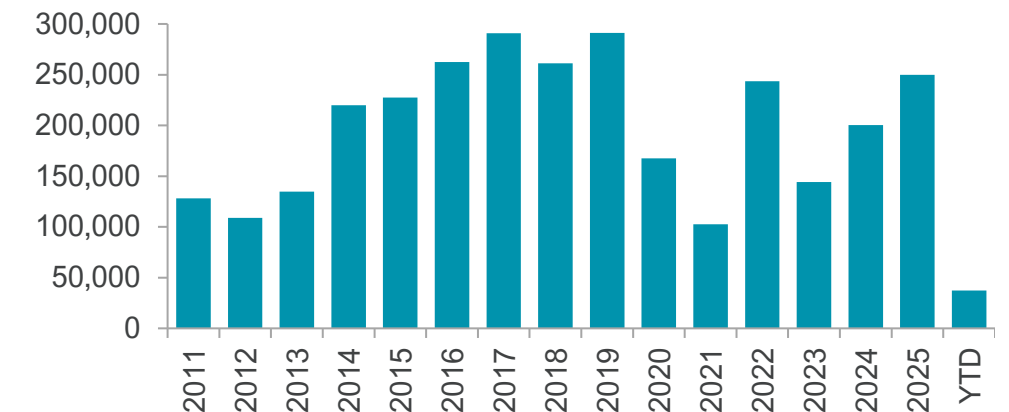
The lack of forthcoming supply into the market is the primary reason for our conviction in this view. The under-construction office pipeline in Dublin fell again in the first quarter thanks to a number of completions (one of the factors in the increase in availability) and now amounts to only approximately 85,800 square metres for 2026 and 2027. As has been the case in recent quarters, much of this space (almost 60%) is already pre-let or reserved and as yet there are no speculative developments in the pipeline for 2028 or beyond.

This theme of market tightening in the CBD in particular should support rental growth for prime A grade offices over the medium term and we have recently upgraded our prime rent forecasts to approximately €755 per square metres for the end of 2026.

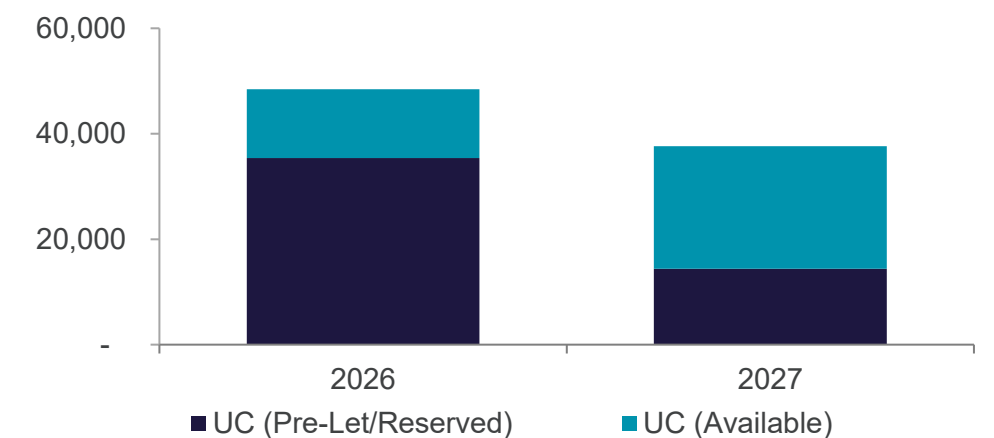
*“Dublin office take-up made a solid start to 2026, led once again by strong CBD demand and a number of notable occupier transactions. While vacancy moved higher in the quarter, limited future supply and a heavily pre-let pipeline point to gradual further tightening ahead, supporting our view that the market is strengthening.”*

**RONAN CORBETT, HEAD OF OFFICES AT CUSHMAN & WAKEFIELD**

### DUBLIN OFFICE ANNUAL TAKE-UP



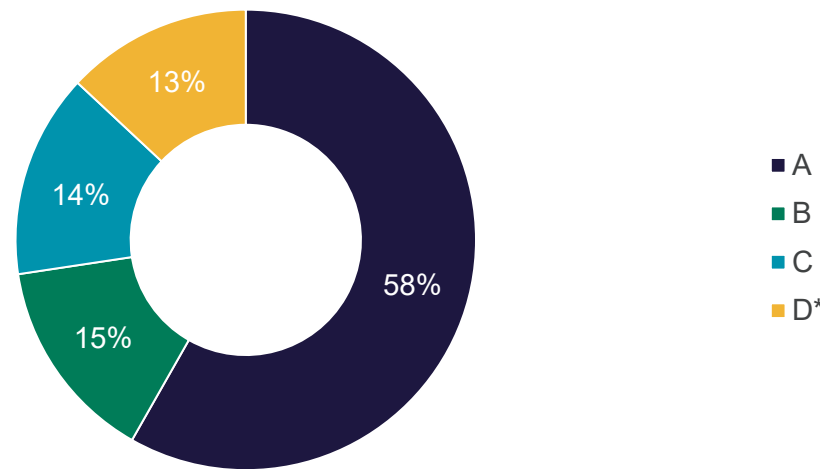
### DEVELOPMENT ACTIVITY (SQ. M) BY EXPECTED COMPLETION YEAR, Q1 2026



**SIGNED DEALS, Q1 2026**

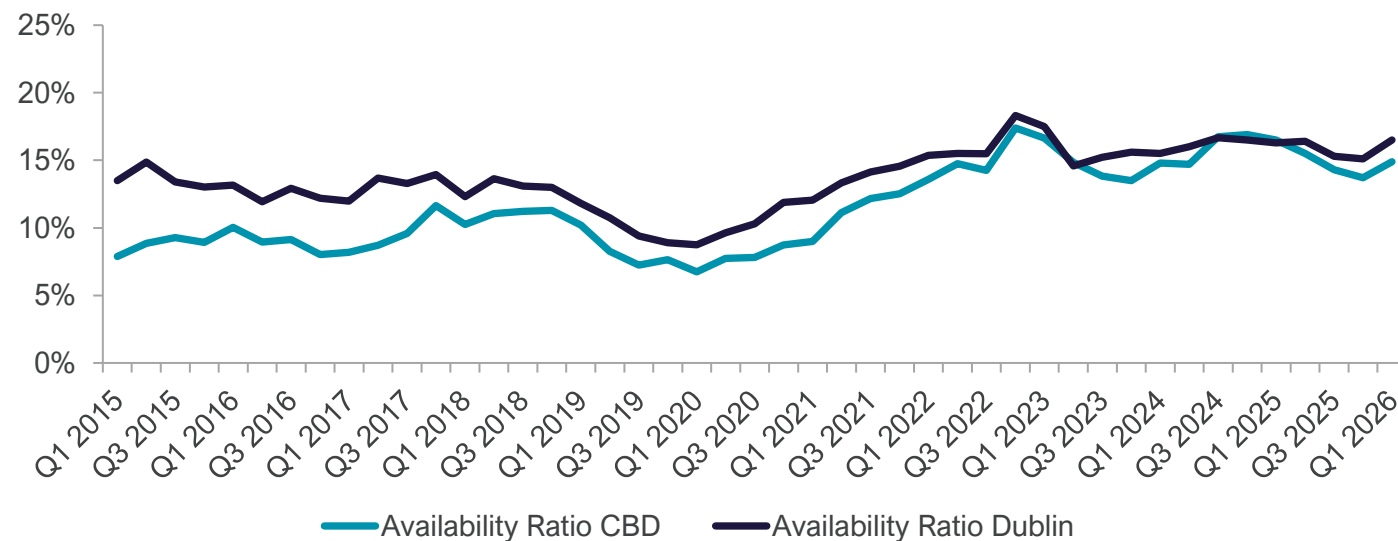
PROPERTY	SUBMARKET	APPROXIMATE SIZE (SQ M)	TENANT TYPE	TENANT
Building 2, Coopers Cross	CBD	4,700	Transport	Metrolink
1 Cumberland Place	CBD	3,000	Technology	Rippling
4/5 Park Place	CBD	2,500	Aircraft Leasing	Orix Aviation
4/5 Park Place	CBD	2,500	Insurance	Metlife

**CBD AVAILABILITY BY BER RATING, Q1 2026**



\*Includes D or lower, exempt and unknowns

**TRENDS IN AVAILABILITY, Q1 2015 - PRESENT**



**TOM MCCABE**

Head of Research and Insights, Ireland

Tel: +353 (0) 1 639 9244

[tom.mccabe@cushwake.com](mailto:tom.mccabe@cushwake.com)

**ALEX TRIMBLE**

Senior Research Analyst, Ireland

Tel: +353 (0) 1 639 9245

[alex.trimble@cushwake.com](mailto:alex.trimble@cushwake.com)

**RONAN CORBETT**

Director, Head of Offices

Tel: +353 (0) 1 639 9641

[ronan.corbett@cushwake.com](mailto:ronan.corbett@cushwake.com)

**AISLING TANNAM**

Director, Offices

Tel: +353 (0) 1 639 9208

[aisling.tannam@cushwake.com](mailto:aisling.tannam@cushwake.com)

**A CUSHMAN & WAKEFIELD RESEARCH PUBLICATION**

Cushman & Wakefield (NYSE: CWK) is a leading global commercial real estate services firm for property owners and occupiers with approximately 52,000 employees in nearly 400 offices and 60 countries. In 2023, the firm reported revenue of \$9.5 billion across its core services of property, facilities and project management, leasing, capital markets, and valuation and other services. It also receives numerous industry and business accolades for its award-winning culture and commitment to Diversity, Equity and Inclusion (DEI), sustainability and more. For additional information, visit [www.cushmanwakefield.com](http://www.cushmanwakefield.com).

©2026 Cushman & Wakefield. All rights reserved. The information contained within this report is gathered from multiple sources believed to be reliable, including reports commissioned by Cushman & Wakefield ("CWK"). This report is for informational purposes only and may contain errors or omissions; the report is presented without any warranty or representations as to its accuracy.

Nothing in this report should be construed as an indicator of the future performance of CWK's securities. You should not purchase or sell securities—of CWK or any other company—based on the views herein. CWK disclaims all liability for securities purchased or sold based on information herein, and by viewing this report, you waive all claims against CWK as well as against CWK's affiliates, officers, directors, employees, agents, advisers and representatives arising out of the accuracy, completeness, adequacy or your use of the information herein.