

**94,833 SF
FOR LEASE**

**1700
MADELINE LANE**
ELGIN, ILLINOIS 60124

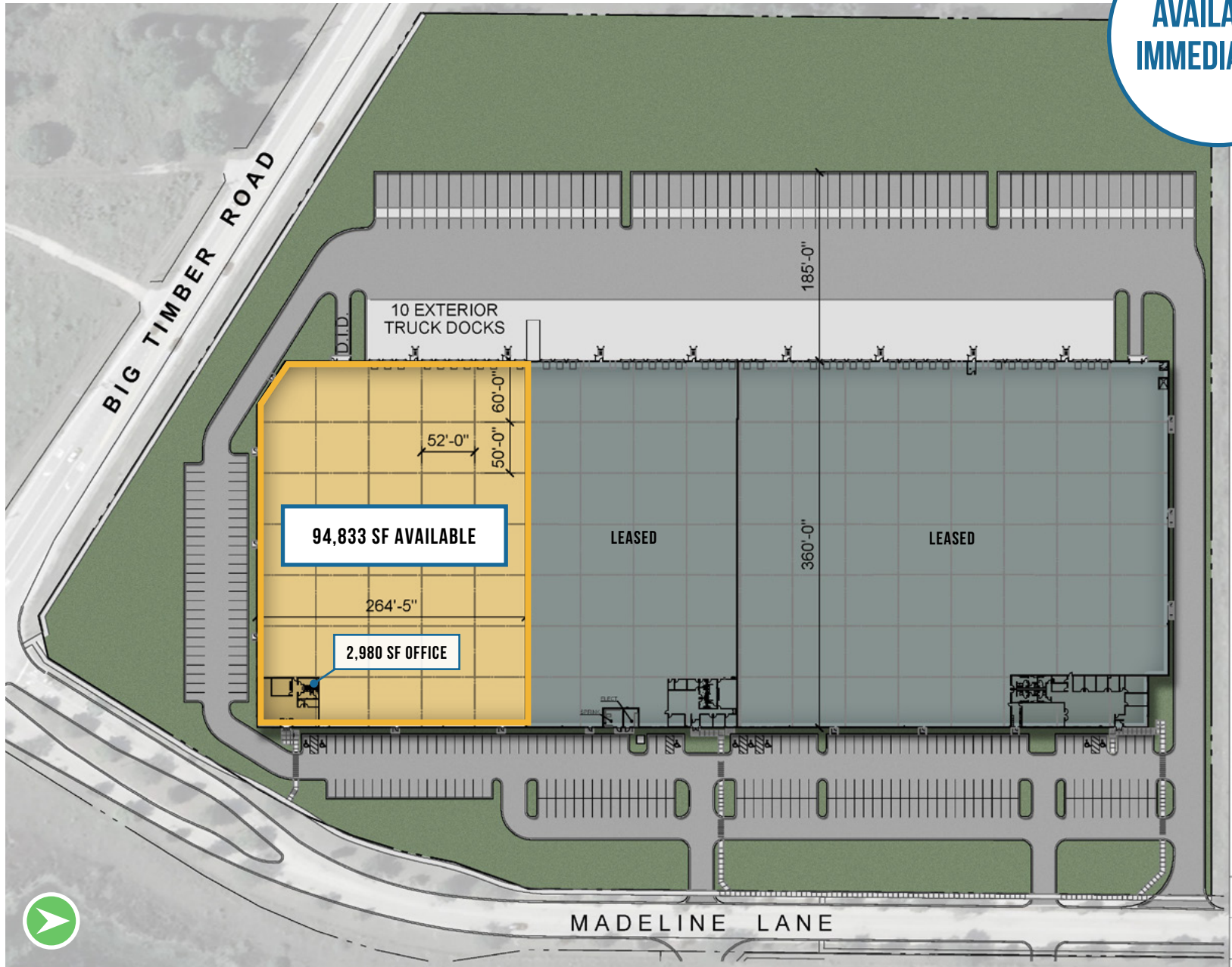
AVAILABLE IMMEDIATELY

DEVELOPER:



SITE PLAN

AVAILABLE
IMMEDIATELY



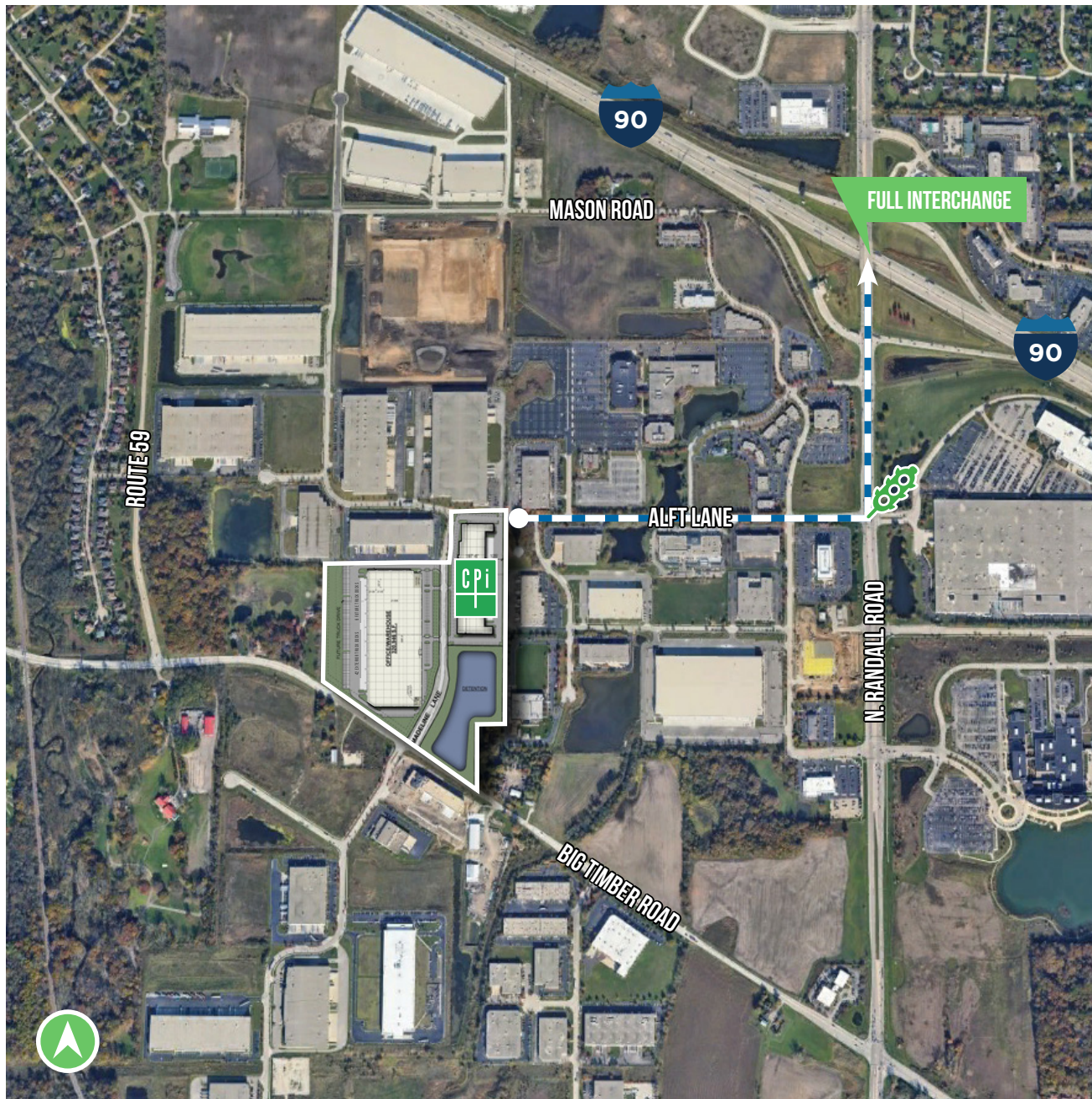
PROJECT SPECS

1700 MADELINE LANE, ELGIN

Total Building Size:	320,946 SF
Available Space:	94,833 SF
Office:	2,980 SF
Clear Height:	36'
Exterior Docks:	10
Drive-In Doors:	1
Car Parking:	71 Car Stalls
Trailer Parking:	25 Trailer Stalls
Sprinkler System:	ESFR (K16.8 & K22.4 heads)
Configuration:	Rear Load
Power:	800 Amps 277/480 Volt, 3 phase
Lighting:	LED
Lease Rate:	Subject to Offer



ACCESS OVERVIEW



30-MILE RADIUS DEMOGRAPHICS

3,832,443
TOTAL
POPULATION

\$90,129
MEDIAN HH
INCOME

1,389,963
TOTAL
WORKFORCE

58.8%
WHITE-COLLAR
WORKERS

26.8%
WITH COLLEGE
DEGREES

22.8%
BLUE-COLLAR
WORKERS

DISTANCES UNDER 100 MILES

CRYSTAL LAKE
16.8 MILES

OAK BROOK
30 MILES

PALATINE
17.5 MILES

LAKE FOREST
40.4 MILES

ELMHURST
24.2 MILES

LOCKPORT
45.4 MILES

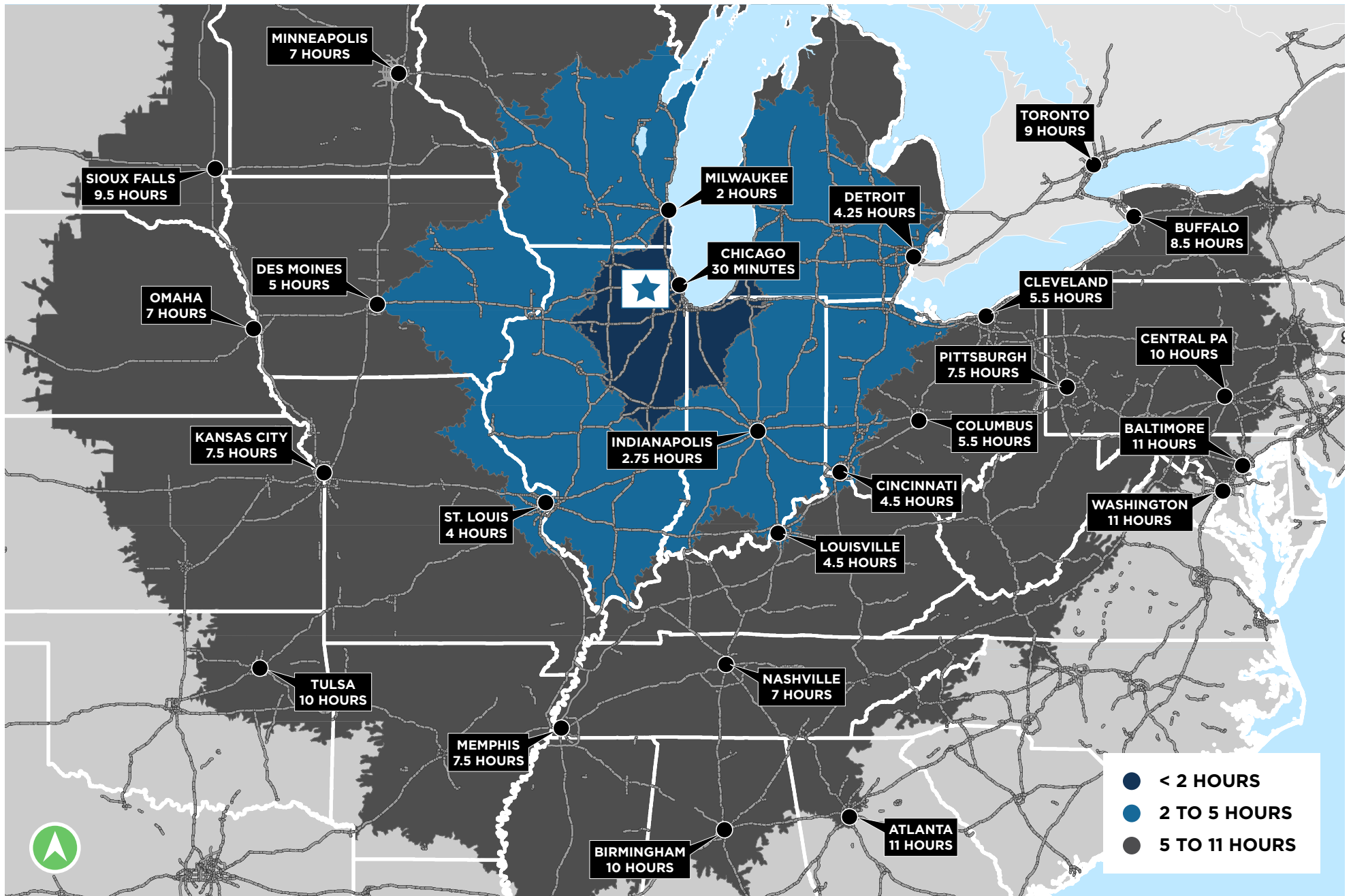
NAPERVILLE
24.9 MILES

JOLIET
56.9 MILES

IN GOOD COMPANY



DRIVE-TIME MAP



**CONTACT THE
LEASING TEAM**

**1700
MADELINE LANE**

ELGIN, ILLINOIS 60124

READY TO LEARN MORE? GET IN TOUCH:

JASON WEST, SIOR

Executive Vice Chair

+1 847 518 3210

jason.west@cushwake.com

DOUG PILCHER

Executive Director

+1 847 518 3285

doug.pilcher@cushwake.com

DEVELOPER:



©2026 Cushman & Wakefield. All rights reserved. This information has been obtained from sources believed to be reliable but has not been verified. NO WARRANTY OR REPRESENTATION, EXPRESS OR IMPLIED, IS MADE AS TO THE CONDITION OF THE PROPERTY (OR PROPERTIES) REFERENCED HEREIN OR AS TO THE ACCURACY OR COMPLETENESS OF THE INFORMATION CONTAINED HEREIN, AND SAME IS SUBMITTED SUBJECT TO ERRORS, OMISSIONS, CHANGE OF PRICE, RENTAL OR OTHER CONDITIONS, WITHDRAWAL WITHOUT NOTICE, AND TO ANY SPECIAL LISTING CONDITIONS IMPOSED BY THE PROPERTY OWNER(S). ANY PROJECTIONS, OPINIONS OR ESTIMATES ARE SUBJECT TO UNCERTAINTY AND DO NOT SIGNIFY CURRENT OR FUTURE PROPERTY PERFORMANCE.