




Property Specifications

PREMISES	Building F 19820-20024 87th Ave S Kent, WA 98031
SPACE AVAILABLE	36,000 SF - 91,200 SF
OFFICE SIZE	1,200 SF - 3,700 SF
CLEAR HEIGHT	24'
POWER	425 Amps 277/480 Volts
COLUMN SPACING	60' x 25'
TRAILER PARKING	20 Stalls
RAIL SERVICE	Burlington Northern
LOADING	<ul style="list-style-type: none"> 20 Dock High (9'8" x 10') 2 Grade Level 6 Rail Doors
RATE	\$0.79/SF Blended + NNN



Owned By:

mapletree

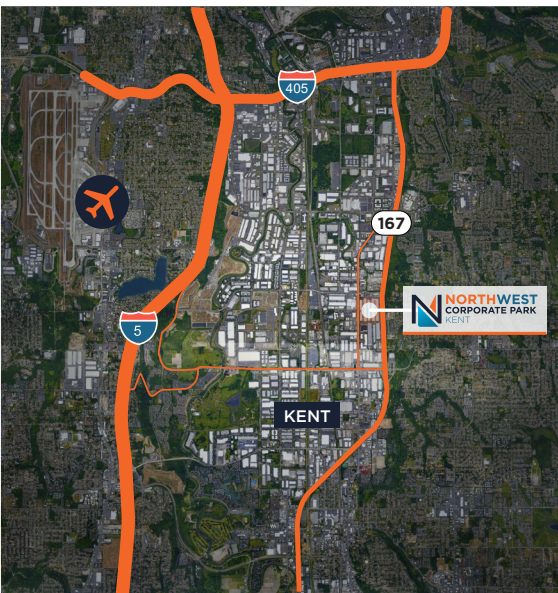
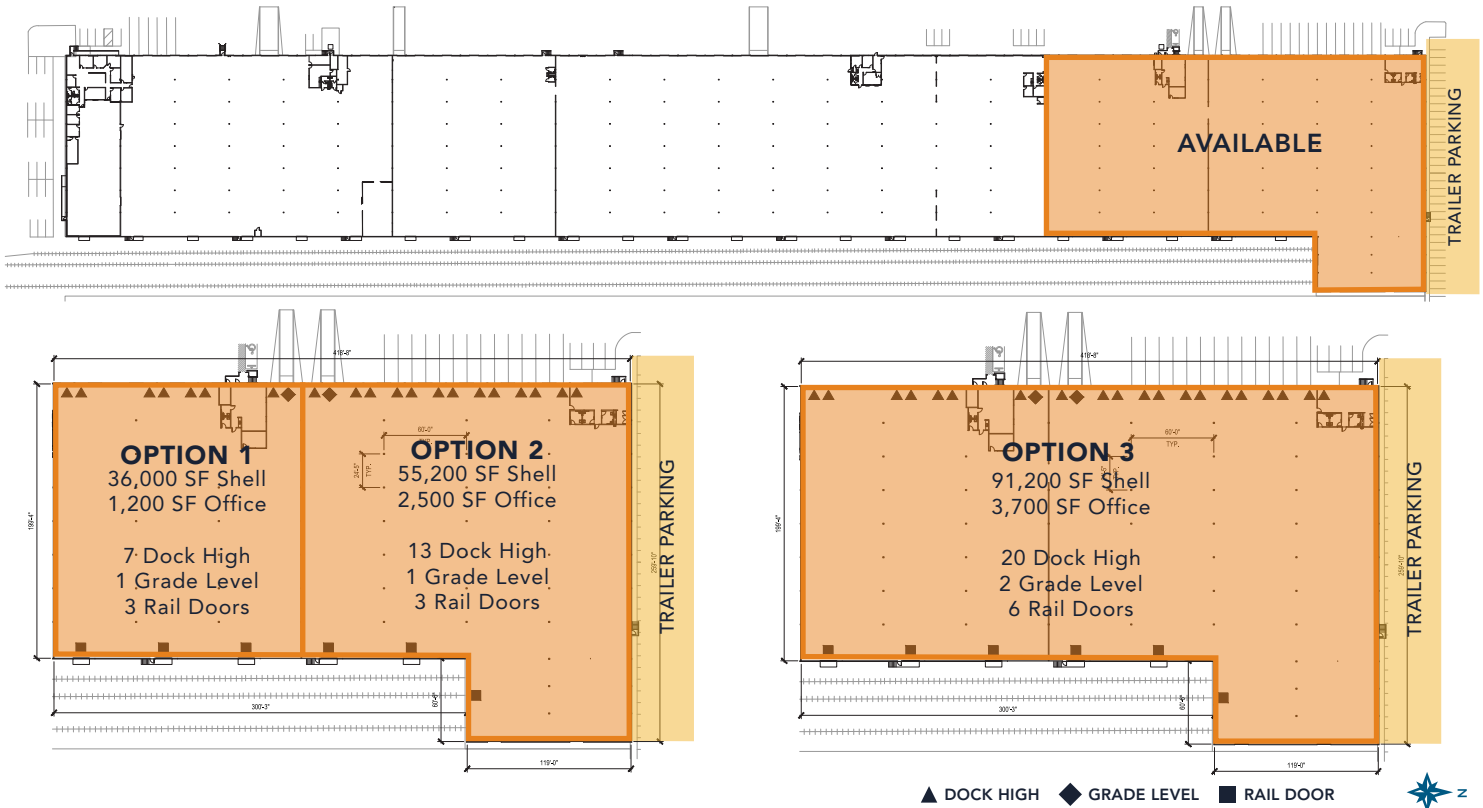
Leasing By:

CUSHMAN & WAKEFIELD

Scott Alan, SIOR
Executive Managing Director
+1 206 521 0236
scott.alan@cushwake.com

Patrick Mullin
Executive Managing Director
+1 206 521 0265
patrick.mullin@cushwake.com

Demising Options



Owned By:

maple^{tree}

Leasing By:

CUSHMAN & WAKEFIELD

Scott Alan, SIOR

Executive Managing Director
+1 206 521 0236
scott.alan@cushwake.com

Patrick Mullin

Executive Managing Director
+1 206 521 0265
patrick.mullin@cushwake.com