

# GULF COAST INDUSTRIAL

16120-16190 LEE RD.  
FORT MYERS, FL 33912

FOR LEASE





# Property Summary

For Lease

## Property Overview

ADDRESS	16120-16190 Lee Rd Fort Myers, FL 33912
LEASE RATE	\$17.50-19.00 NNN
CAM	\$5.66
SUBMARKET	S Fort Myers / San Carlos
NNN LEASABLE AREA	294,011 SF
AVAILABLE UNITS	6
YEAR BUILT	2018/2020
Buildings	8
ZONING	IPD
PROPERTY TYPE	Industrial

## Property Highlights

- Newly constructed in 2020
- Metal frame with concrete construction
- Units come with fenced in yards
- 16'x16' overhead doors rated to withstand 160 mph winds
- 3-phase power
- 24' clear heights
- Property benefits from heavy industrial zoning
- All units sprinkled
- Above average parking ratio



# AVAILABLE UNITS




**ROLL-UP  
DOORS**  
16'x16'



**POWER**  
3-phase



**SPRINKLER**  
Yes



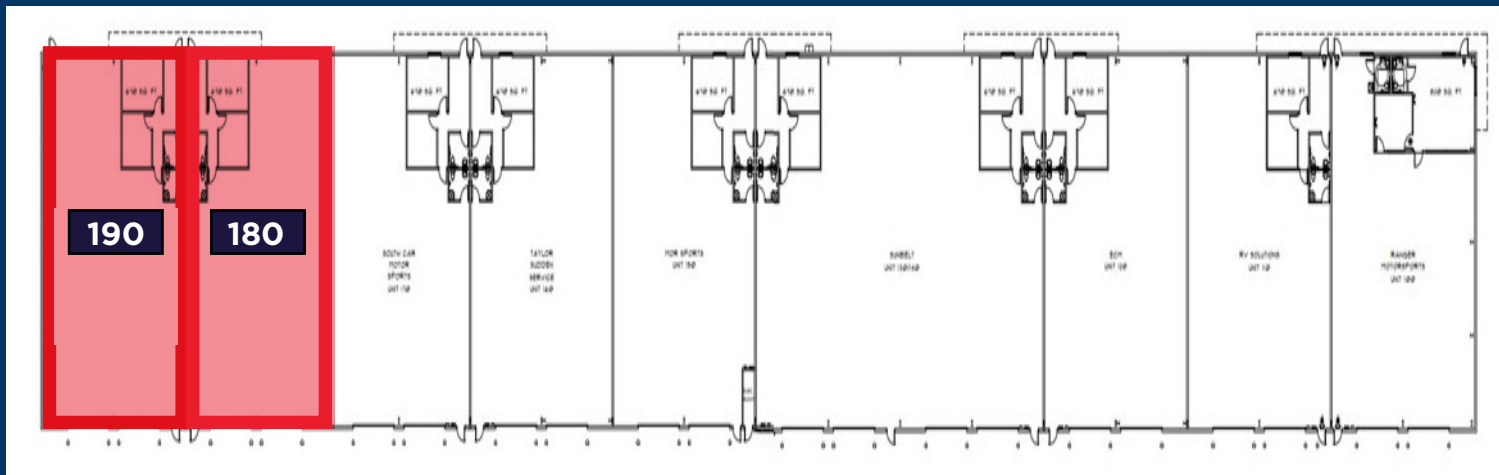
**CLEAR HEIGHT**  
24'

## Building 16120

### Leasing Rate

Building	Unit Size	Rate / SF	CAM	Monthly Total*
16120-180/190	8,960 SF	\$18.50	\$5.66	\$18,039.47
16120-180	4,480 SF	\$19.00	\$5.66	\$9,206.40
16120-190	4,480 SF	\$19.00	\$5.66	\$9,206.40

\*Less taxes



**CUSHMAN &  
WAKEFIELD**

COMMERCIAL  
PROPERTY  
SOUTHWEST FLORIDA

# AVAILABLE UNITS




**ROLL-UP  
DOORS**  
16'x16'



**POWER**  
3-phase



**SPRINKLER**  
Yes



**CLEAR HEIGHT**  
24'

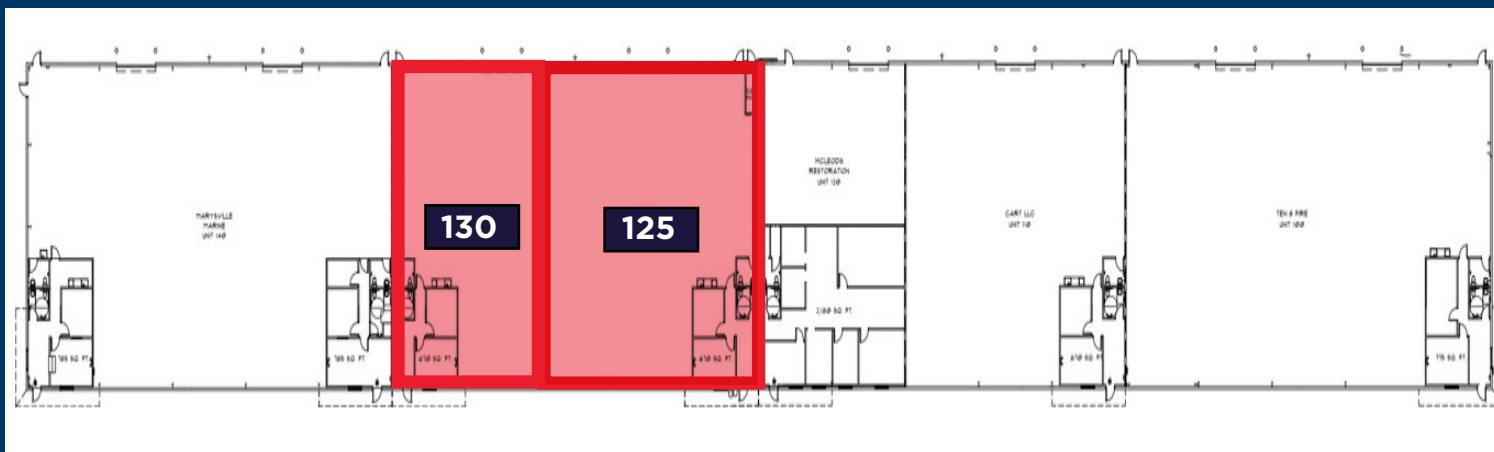
“WE DIDN'T  
COME THIS FAR,  
JUST TO COME  
THIS FAR.”

## Building 16130

### Leasing Rate

Building	Unit Size	Rate / SF	CAM	Monthly Total*
16130-125	6,665 SF	\$18.50	\$5.66	\$13,418.87
16130-130	4,480 SF	\$19.00	\$5.66	\$9,206.40

\*Less taxes



# AVAILABLE UNITS




**ROLL-UP  
DOORS**  
16'x16'



**POWER**  
3-phase



**SPRINKLER**  
Yes



**CLEAR HEIGHT**  
24'

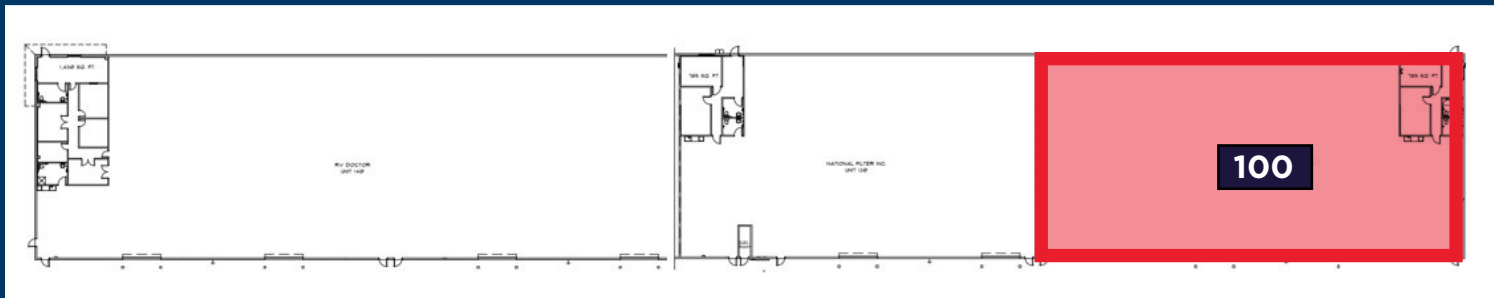
“WE DIDN'T  
COME THIS FAR,  
JUST TO COME  
THIS FAR.”

## Building 16140

### Leasing Rate

Building	Unit Size	Rate / SF	CAM	Monthly Total*
16140-100	13,440 SF	\$17.50	\$5.66	\$25,939.20

\*Less taxes



# AVAILABLE UNITS




**ROLL-UP  
DOORS**  
16'x16'



**POWER**  
3-phase



**SPRINKLER**  
Yes



**CLEAR HEIGHT**  
24'

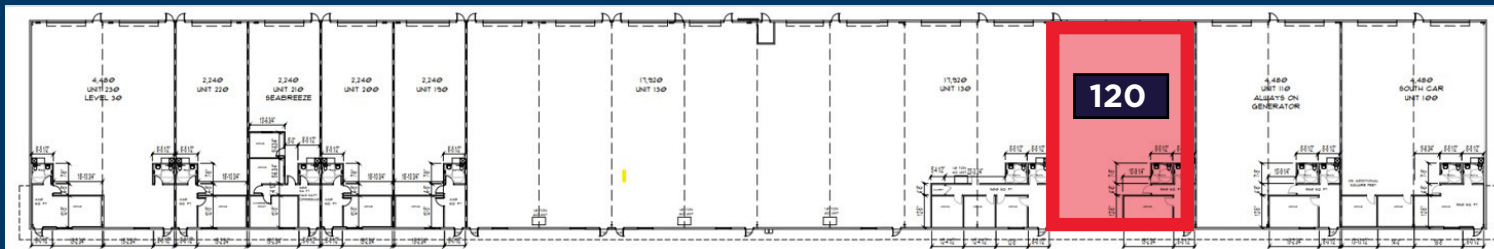
“WE DIDN'T  
COME THIS FAR,  
JUST TO COME  
THIS FAR.”

## Building 16190

### Leasing Rate

Building	Unit Size	Rate / SF	CAM	Monthly Total*
16190-120	4,480 SF	\$19.00	\$5.66	\$9,206.40

\*Less taxes







# CONTACT

**GARY TASMAN**  
**CEO, Principal Broker**  
+1 239 489 3600  
[gtazman@cpswfl.com](mailto:gtazman@cpswfl.com)

**SHAWN STONEBURNER**  
**Senior Director**  
+1 239 489 3600  
[sstoneburner@cpswfl.com](mailto:sstoneburner@cpswfl.com)