

15101 Alton Parkway

For Sublease

4th Floor | 21,646 – 60,834 SF Available



**CUSHMAN &
WAKEFIELD**

ELEVATE INNOVATION

Fully Equipped, Move-In Ready Space for Visionary Enterprises

- Located in the Five Pointe Gateway creative campus, comprised of four Class A buildings
- Outdoor Sports Court
- Outdoor Workspace
- Indoor/Outdoor Cafe with Barista
- Adjacent to the Irvine Transportation Center
- Minutes from the Irvine Spectrum Center
- Near retail, entertainment venues and restaurants offering workers access to an incredible lifestyle



HIGHLIGHTS:



Move in ready



Partially furnished



Enhanced power capacity, up to 1200 AMPS



Creative office with tech / R&D / Life science capabilities



Existing lab infrastructure



FLOOR PLAN

4th Floor




21,646 - 60,834 SF

Approximately 5K RSF Lab space
which can be expanded



* Hypothetical

- **Term:** Flexible Term, 5 - 7+ years
- **Availability:** 30 Days
- Gensler designed, high-end partially furnished space
- Direct entry off the elevator bank
- Private corner offices, huddle rooms, conference rooms, break area, and in-suite restrooms
- Abundant open space, partially furnished with workstations
- Beautiful views of the Irvine Spectrum and surrounding areas
- On-site indoor/outdoor cafe with barista





- Adjacent to the Irvine Transportation Center
- Just minutes from the Irvine Spectrum Center
- Near retail, entertainment venues and restaurants

15101 Alton Parkway

For More Information, Please Contact:

PATRICK RYAN
Director

+1 949 930 2475
patrick.ryan@cushwake.com
Lic. #02049217

SABRINA HUGHES
Executive Managing Director

+1 925 274 2806
sabrina.hughes@cushwake.com
Lic. #00946377

LUKE NAPOLITANO
Director

+1 949 930 2474
luke.napolitano@cushwake.com
Lic. #02065599



© 2025 Cushman & Wakefield. All rights reserved. The information contained in this communication is strictly confidential. This information has been obtained from sources believed to be reliable but has not been verified. NO WARRANTY OR REPRESENTATION, EXPRESS OR IMPLIED, IS MADE AS TO THE CONDITION OF THE PROPERTY (OR PROPERTIES) REFERENCED HEREIN OR AS TO THE ACCURACY OR COMPLETENESS OF THE INFORMATION CONTAINED HEREIN, AND SAME IS SUBMITTED SUBJECT TO ERRORS, OMISSIONS, CHANGE OF PRICE, RENTAL OR OTHER CONDITIONS WITHDRAWAL WITHOUT NOTICE, AND TO ANY SPECIAL LISTING CONDITIONS IMPOSED BY THE PROPERTY OWNER(S). ANY PROJECTIONS, OPINIONS OR ESTIMATES ARE SUBJECT TO UNCERTAINTY AND DO NOT SIGNIFY CURRENT OR FUTURE PROPERTY PERFORMANCE. COE-PM-West-02.18.2025



**CUSHMAN &
WAKEFIELD**