




## Property Specifications

PREMISES	<b>Building F</b> 19810 87th Ave S Kent, WA 98031
AVAILABLE	Now
SPACE AVAILABLE	36,000 SF
OFFICE SIZE	1,200 SF
CLEAR HEIGHT	24'
COLUMN SPACING	60' x 25'
RAIL SERVICE	Burlington Northern
LOADING	<ul style="list-style-type: none"> <li>• 7 Dock High (9'8" x 10')</li> <li>• 1 Grade Level</li> <li>• 3 Rail Doors</li> </ul>
RATE	Contact Brokers



Owned By:

**maple**tree

Leasing By:

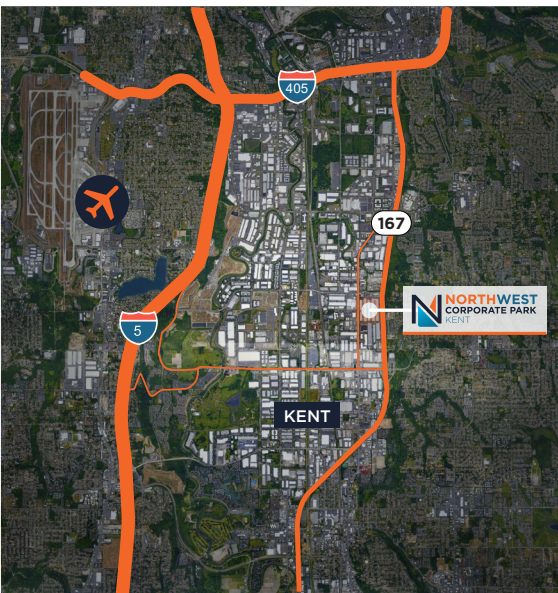
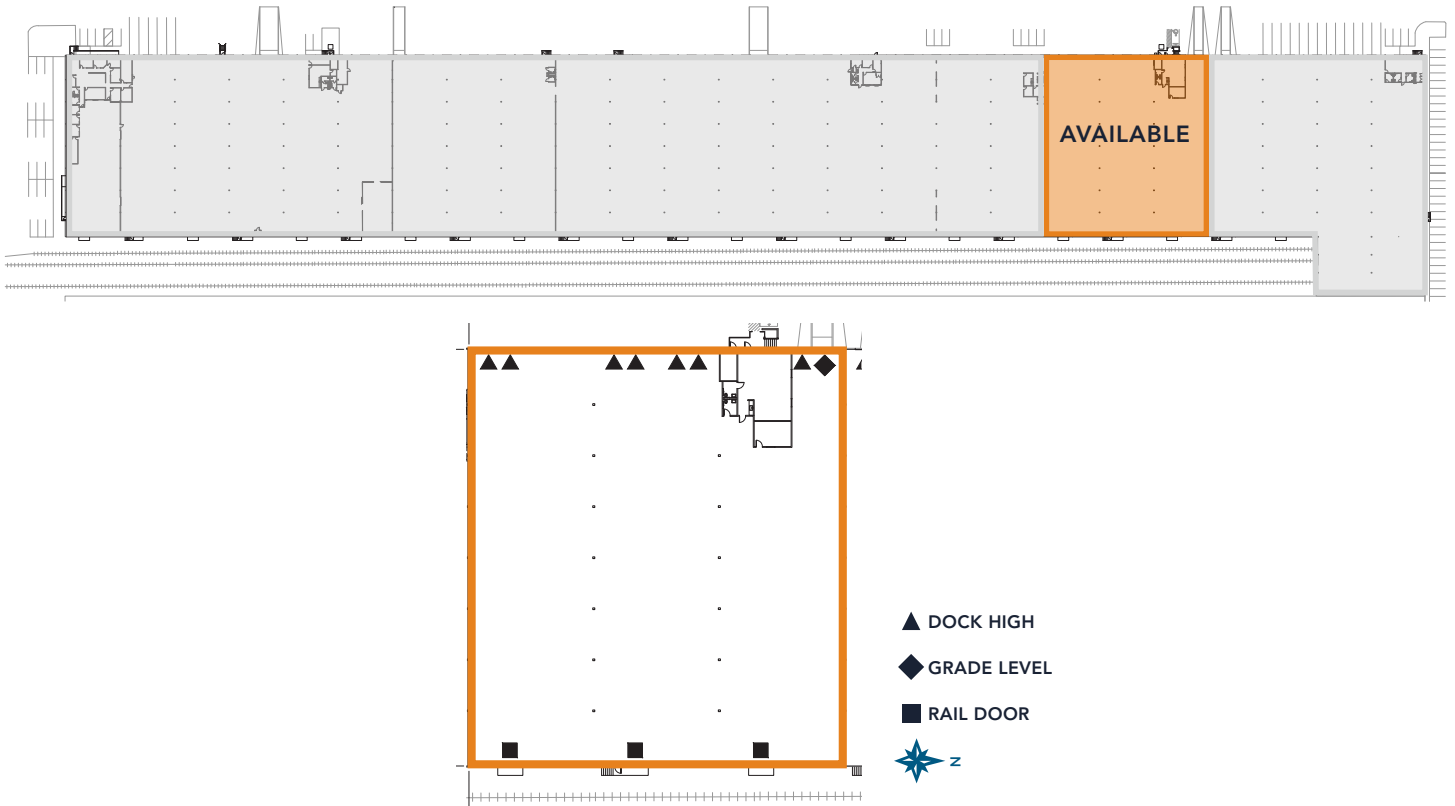
**CUSHMAN & WAKEFIELD**

**Scott Alan, SIOR**  
Executive Managing Director  
+1 206 521 0236  
scott.alan@cushwake.com

**Patrick Mullin**  
Executive Managing Director  
+1 206 521 0265  
patrick.mullin@cushwake.com



## Site Plan



Owned By:

**maple<sup>tree</sup>**

Leasing By:

**CUSHMAN & WAKEFIELD**

**Scott Alan, SIOR**  
Executive Managing Director  
+1 206 521 0236  
[scott.alan@cushwake.com](mailto:scott.alan@cushwake.com)

**Patrick Mullin**  
Executive Managing Director  
+1 206 521 0265  
[patrick.mullin@cushwake.com](mailto:patrick.mullin@cushwake.com)