

35,070 SF

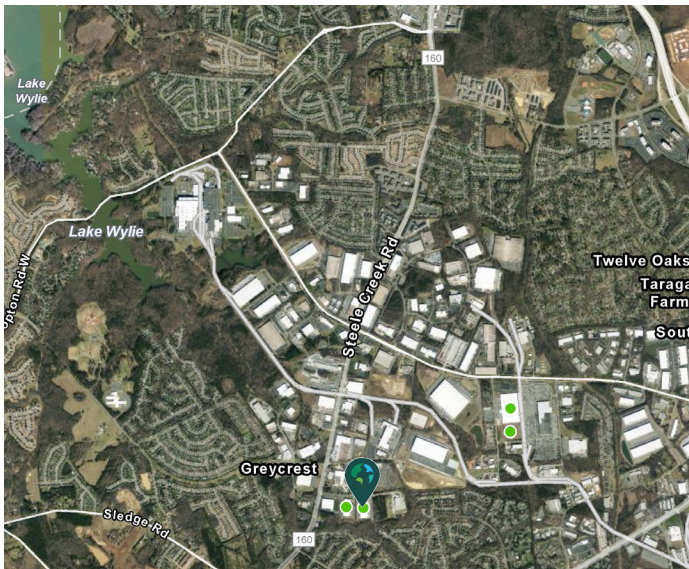
Industrial Space For Lease



Prologis Steele Creek Corporate Center 12830



12830 Virkler Drive, Suite 100
Charlotte, NC 28273 USA



Your single-source service for efficient move-in and operations: [prologisessentials.com](https://www.prologisessentials.com)

LOCATION

- 10.5 miles to Charlotte Douglas International Airport
- 3.5 miles to I-485, 6.5 miles to I-77 & 9.5 miles to I-85
- 6 miles to Norfolk Southern Intermodal

FACILITY

- 115,500 total SF
- 35,070 available SF
- 2,003 office SF
- 30' clear height
- 5 dock doors (2 with pit levelers, 2 with vehicle restraints)
- 50' x 54' column spacing
- 210' building depth
- 800 amps
- ESFR sprinkler system
- LED lighting

ADVANTAGES AND AMENITIES

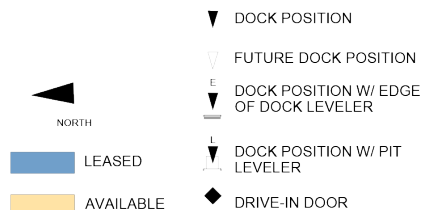
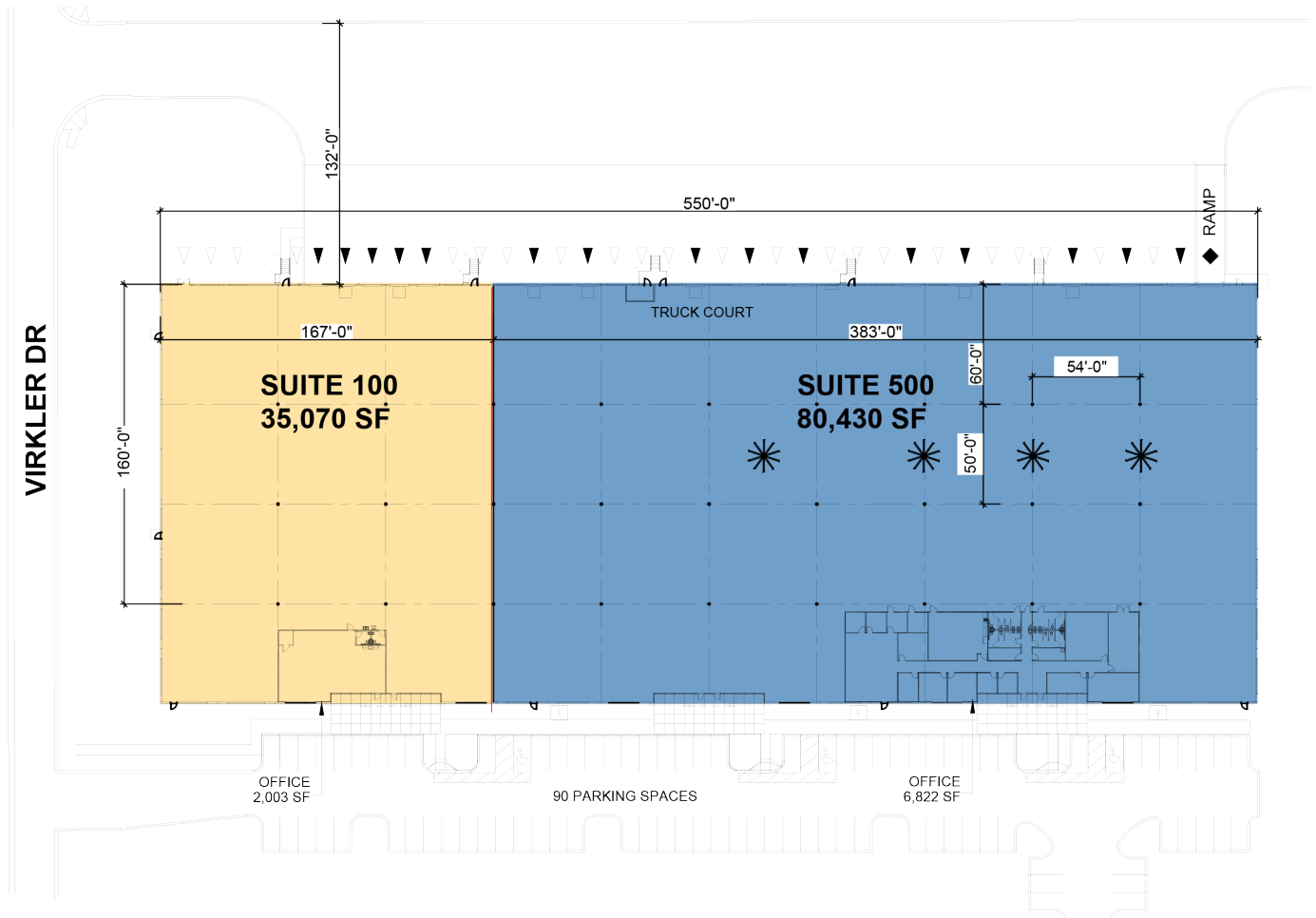
- Professionally landscaped, controlled environment
- Prologis Clear Lease - a simplified lease that fixes operating and capital expenses for the entire lease term
- Efficient and cost-effective warehouse solutions through Prologis Essentials

35,070 SF

Industrial Space For Lease



Prologis Steele Creek Corporate Center 12830



Cushman & Wakefield

Fermin Deoca
fermin.deoca@cushwake.com
ph +1 704 335 4436
cell +1 225 235 7899
300 S. Tryon Street
Suite 1110
Charlotte, NC 28208 USA

Cushman & Wakefield

Matt Treble
matt.treble@cushwake.com
ph +1 704 335 4430
cell +1 615 440 1939
300 S. Tryon Street
Suite 1110
Charlotte, NC 28208 USA

Prologis

Caitlin Ciniero
cciniero@prologis.com
ph +1 980 422 0807
cell +1 443 745 6463
1900 South Blvd.
Suite 302
Charlotte, NC 28203 USA

Prologis

Todd Summerfield
tsummerfield@prologis.com
ph +1 704 426 8002
cell +1 410 441 1145
1900 South Blvd.
Suite 302
Charlotte, NC 28203 USA