

FOR LEASE

POWERFUL. EFFICIENT. READY.

**740 KINGSBORO ROAD,
ROCKY MOUNT, NC**

*High-Performance Industrial
Space with ASRS in place*

Power up to 85MW!

Expansive & Versatile Facility:

- 350,000 SF State-of-the-Art Industrial Space
- 3,000 SF – Office, includes mezzanine floor
- Impressive Clear Heights: 70' – 80'
- Optimized Layout: 50' x 50' Column Spacing
- Site accommodates significant building expansion

ASRS in place:

- High-Capacity Storage: 85,474 Pallets
- Robust Infrastructure: Heavy-Duty Concrete Flooring (1,500 – 2,500 PSF)

Efficient Loading & Accessibility:

- Dock Doors: 8 (8' x 10')
- Drive-in Doors: 2 (16' x 24')

Power & Safety:

- ESFR Fire Suppression & Wet System for ASRS
- Powerhouse Capacity: 1,600 Amps (ASRS) | 1,000 kW Backup Power
- Scalable Energy Supply: Up to 85 MW available

Smart Technology & Security:

- Seamless Connectivity: WMS/ERP System Compatible
- Advanced Security: Key Card Access & Surveillance

**Contact us today to secure this high-performance facility and
optimize your operations!**

Deb Boucher

Vice Chair

919-645-3594

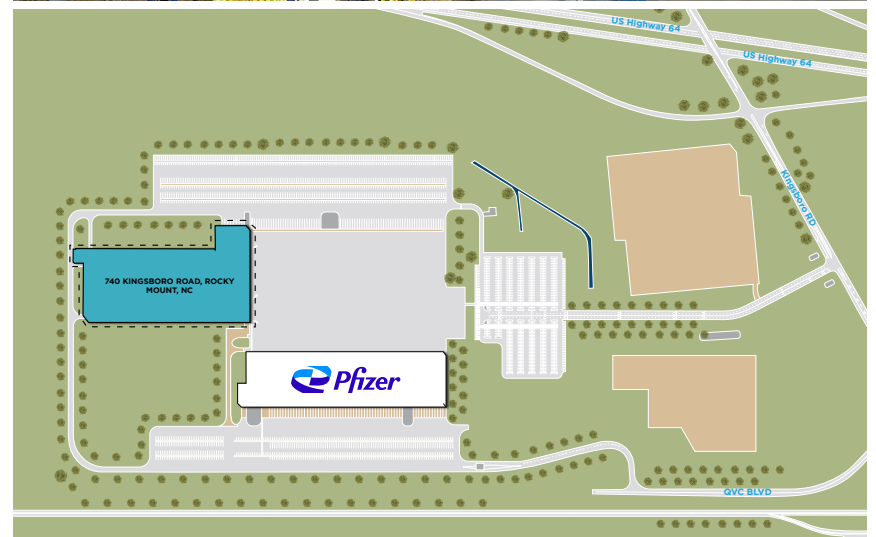

deb.boucher@cushwake.com

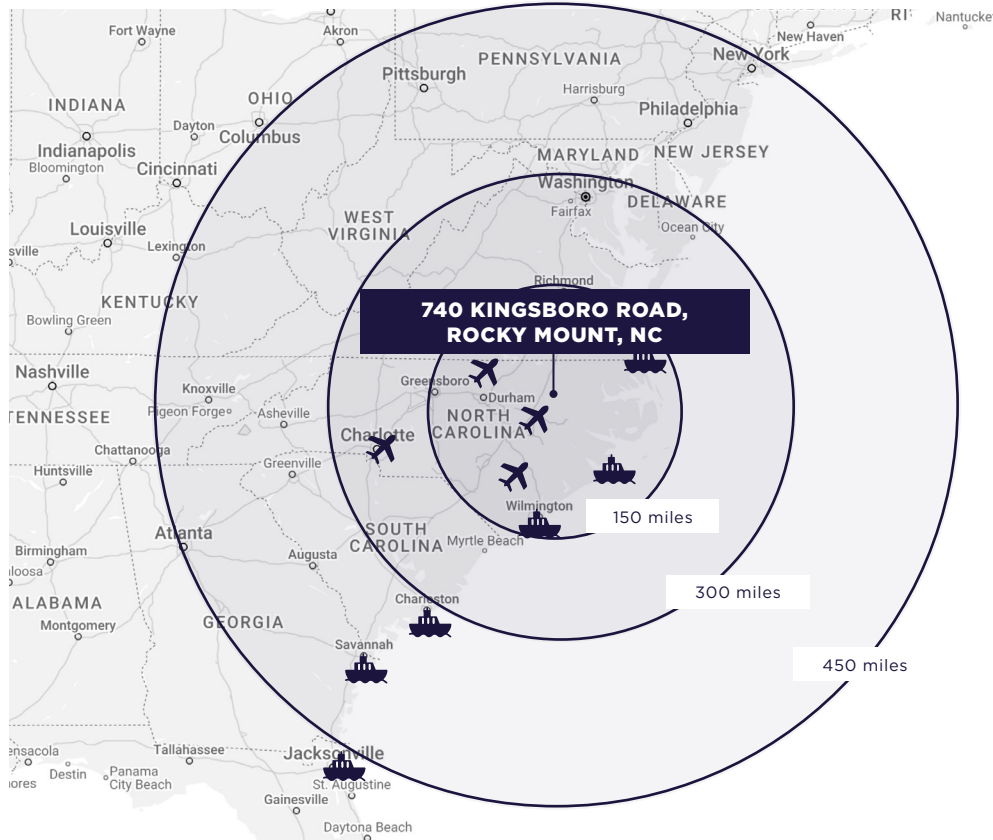
Stacy Mbithi

Director

919-439-5158

stacy.mbithi@cushwake.com





SEAPORTS

Morehead City, NC	130 mi.
Norfolk, VA	131 mi.
Wilmington, NC	147 mi.
Charleston, SC	314 mi.
Savannah, GA	358 mi.
Jacksonville, FL	489 mi.



AIRPORTS

Raleigh-Durham International	71 mi.
Fayetteville Regional	106 mi.
Piedmont Triad International	149 mi.
Charlotte Douglas International	228 mi.

