



PIEDMONT

COMMERCE CENTER

1605 PIEDMONT COMMERCE DRIVE | KERNERSVILLE, NC
± 94,454 SF AVAILABLE FOR LEASE



BUILDING 4
±94,454 SF AVAILABLE
TOTAL BUILDING: ±312,361 SF

FOR MORE INFORMATION, PLEASE CONTACT

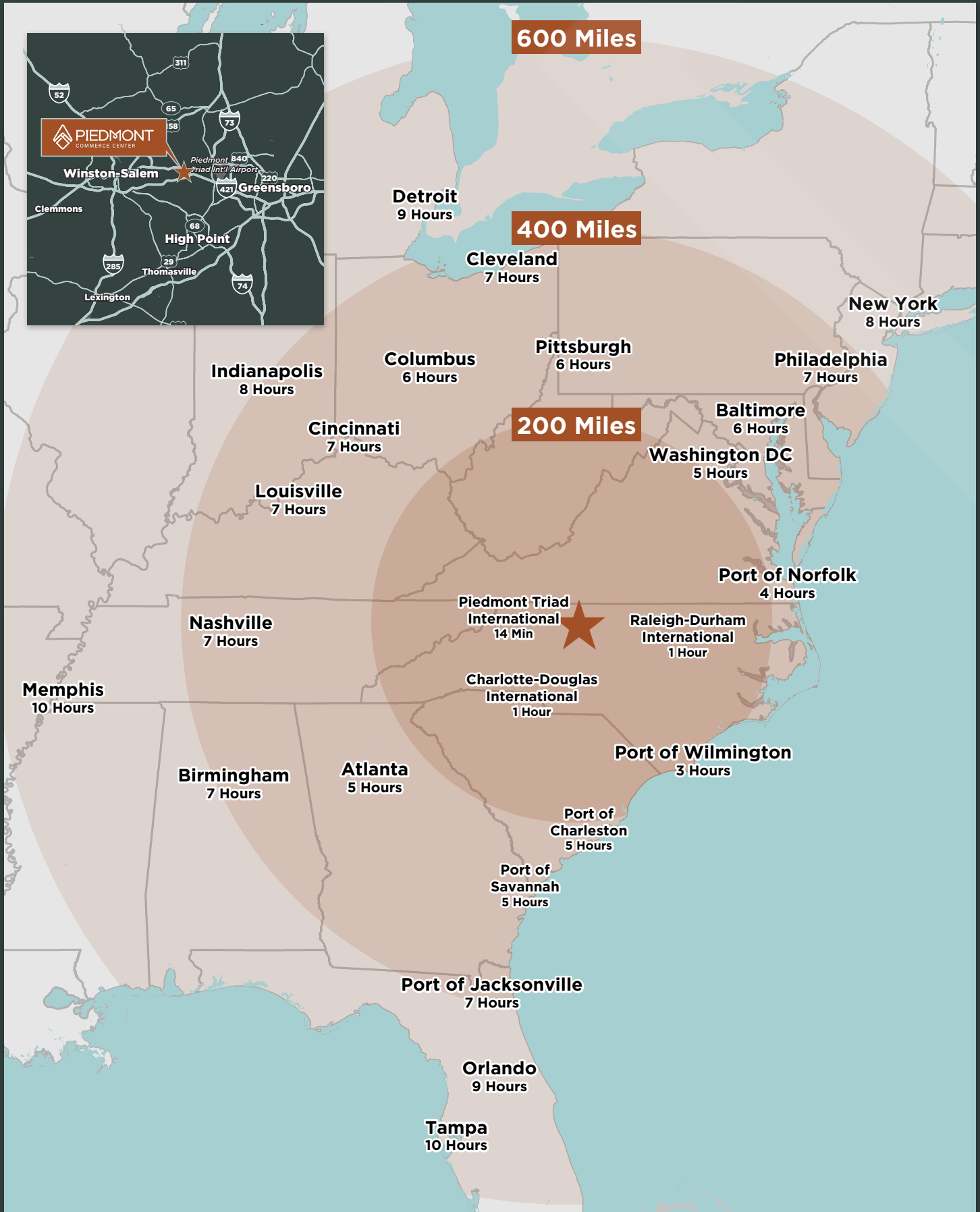
JASON OFSANKO
Executive Director
+1 336 812 3300
Jason.Ofsanko@cushwake.com

RYAN CONBOY, SIOR
Managing Director
+1 336 821 3832
Ryan.Conboy@cushwake.com

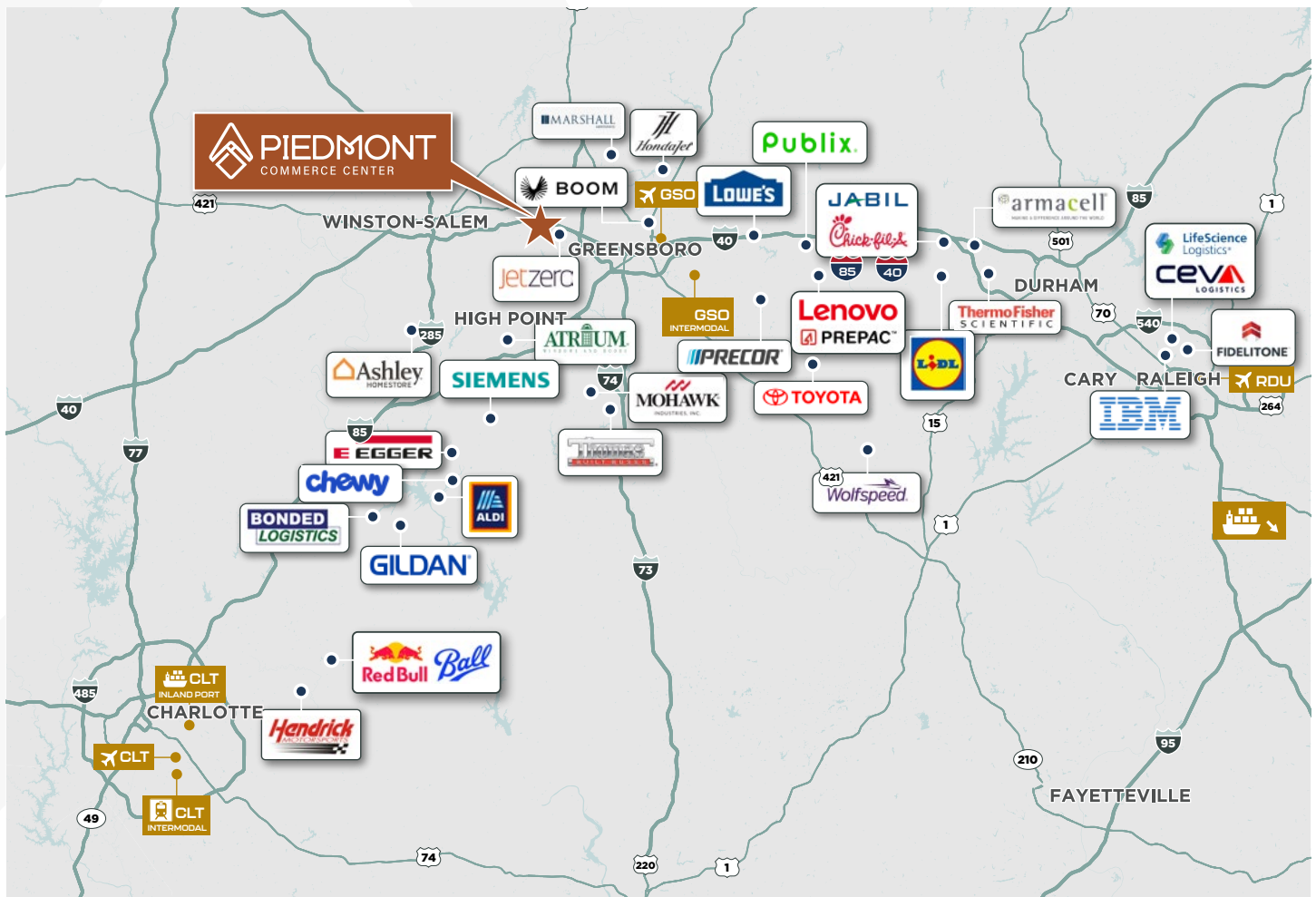
JORDAN MITCHELL
Senior Director
+1 336 201 0495
Jordan.Mitchell@cushwake.com



PROPERTY LOCATION



CORPORATE NEIGHBORS



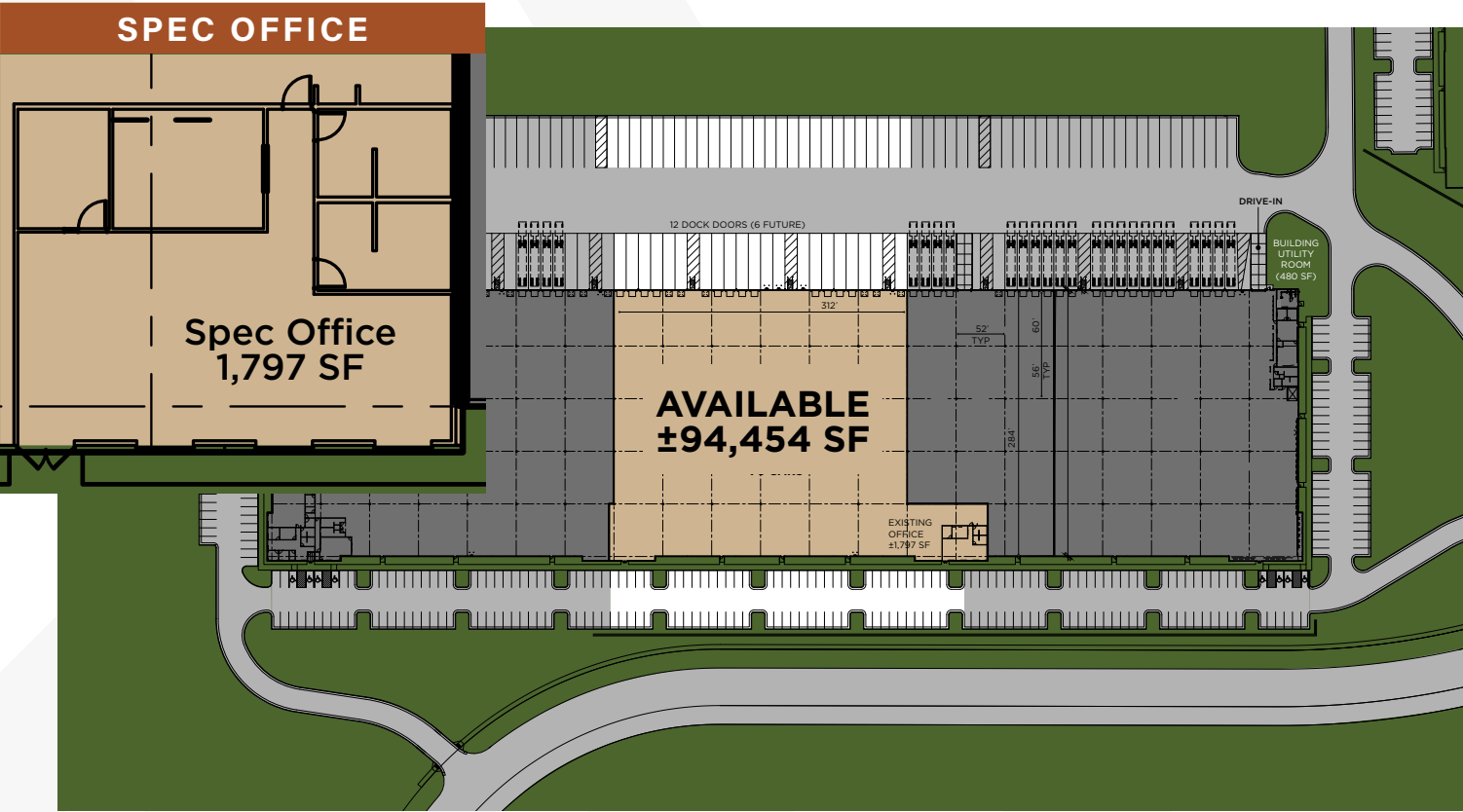
SITE ADVANTAGES

- Piedmont Commerce Center enjoys a strategic location easily accessible and well-connected to six major interstates, five major east coast seaports, and three international airports.
- All four newly constructed buildings are modern and energy-efficient with easily maneuverable truck courts and onsite trailer parking making the park well suited for all facets of warehousing and distribution operations.
- Centrally located in the Greensboro, Winston-Salem and High Point MSA, Piedmont Commerce Center draws from the most highly skilled and educated workforce in North Carolina's most business-friendly region.
- Lower city and county taxes help reduce the overall cost of doing business to maximize profitability and competitiveness.
- About NorthPoint Development Established in 2012, NorthPoint Development is a privately held real estate operating company specializing in developing, leasing, and managing Class A industrial and multi-family properties. We invest alongside our partners through various fund and venture structures to develop industrial and multi-family assets. We differentiate ourselves with a data-driven approach to site acquisitions and a high level of technical expertise in engineering, architecture, and construction. Through our in-house suite of services, NorthPoint can provide end-to-end expertise, leading to expedited solutions. Today, the company is part of a network of eleven companies with a logistics focus and an emphasis on a factory-to-front-door approach.

MASTER PLAN



BUILDING 4 SPECS



±94,454 SF Available



36' Clear Height



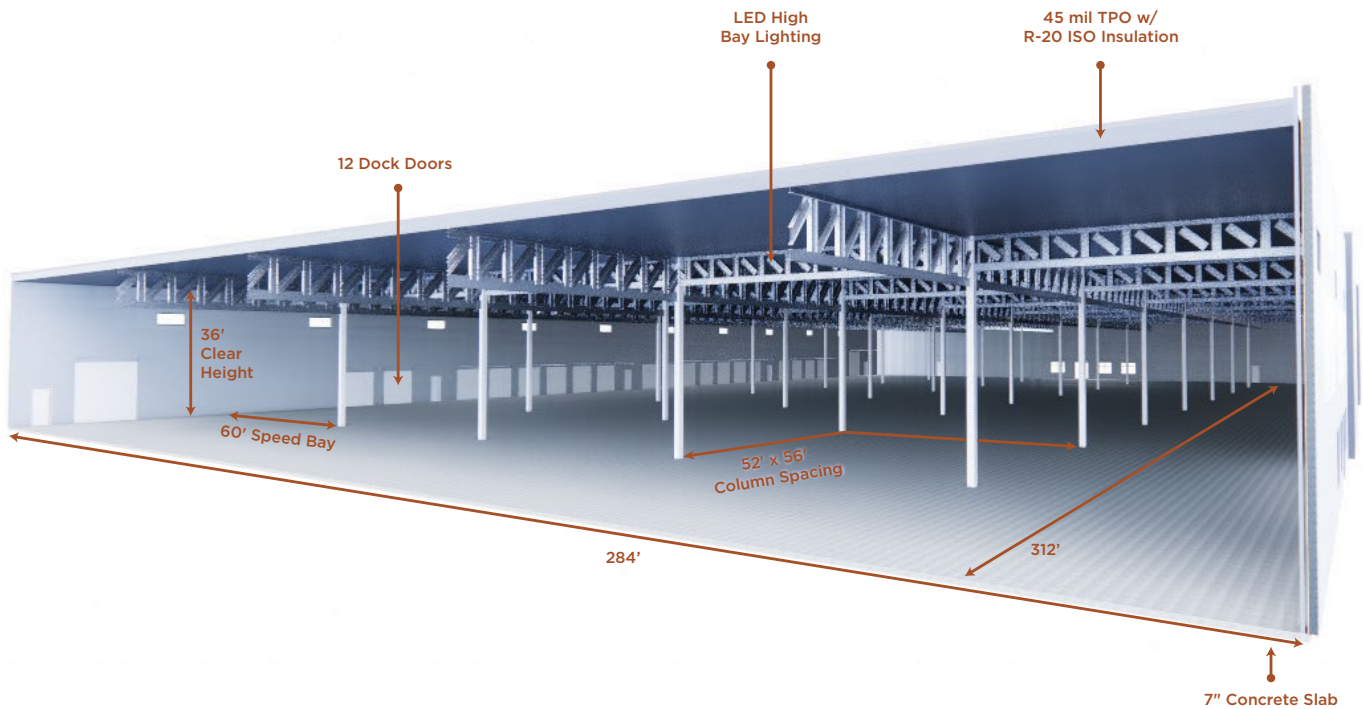
27 Trailer Parking

Spec Office Space	1,797 SF
Car Parking	70
Building Depth	284'
Column Spacing	52' x 56' w/ 60' Speed Bays
Dock Doors	12 (6 Future)
Electric	600 Amp, 480V 3-phase
Floor Slab	7" Non-reinforced Concrete, 4,000 PSI
Truck Court	130' (185' with Trailer Parking)
Lighting	LED with Motion Sensors, 30 FC Average; Measured at 30" AFF
Construction	100% Tilt Up Concrete
Sprinkler System	ESFR
HVAC	50° at ASHRAE Minimum per Region, 0.25 AC/HR

INSIDE LOOK

1605 PIEDMONT COMMERCE DRIVE

94,454 SF



©2025 Cushman & Wakefield. All rights reserved. The information contained in this communication is strictly confidential. This information has been obtained from sources believed to be reliable but has not been verified. NO WARRANTY OR REPRESENTATION, EXPRESS OR IMPLIED, IS MADE AS TO THE CONDITION OF THE PROPERTY (OR PROPERTIES) REFERENCED HEREIN OR AS TO THE ACCURACY OR COMPLETENESS OF THE INFORMATION CONTAINED HEREIN, AND SAME IS SUBMITTED SUBJECT TO ERRORS, OMISSIONS, CHANGE OF PRICE, RENTAL OR OTHER CONDITIONS, WITHDRAWAL WITHOUT NOTICE, AND TO ANY SPECIAL LISTING CONDITIONS IMPOSED BY THE PROPERTY OWNER(S). ANY PROJECTIONS, OPINIONS OR ESTIMATES ARE SUBJECT TO UNCERTAINTY AND DO NOT SIGNIFY CURRENT OR FUTURE PROPERTY PERFORMANCE.