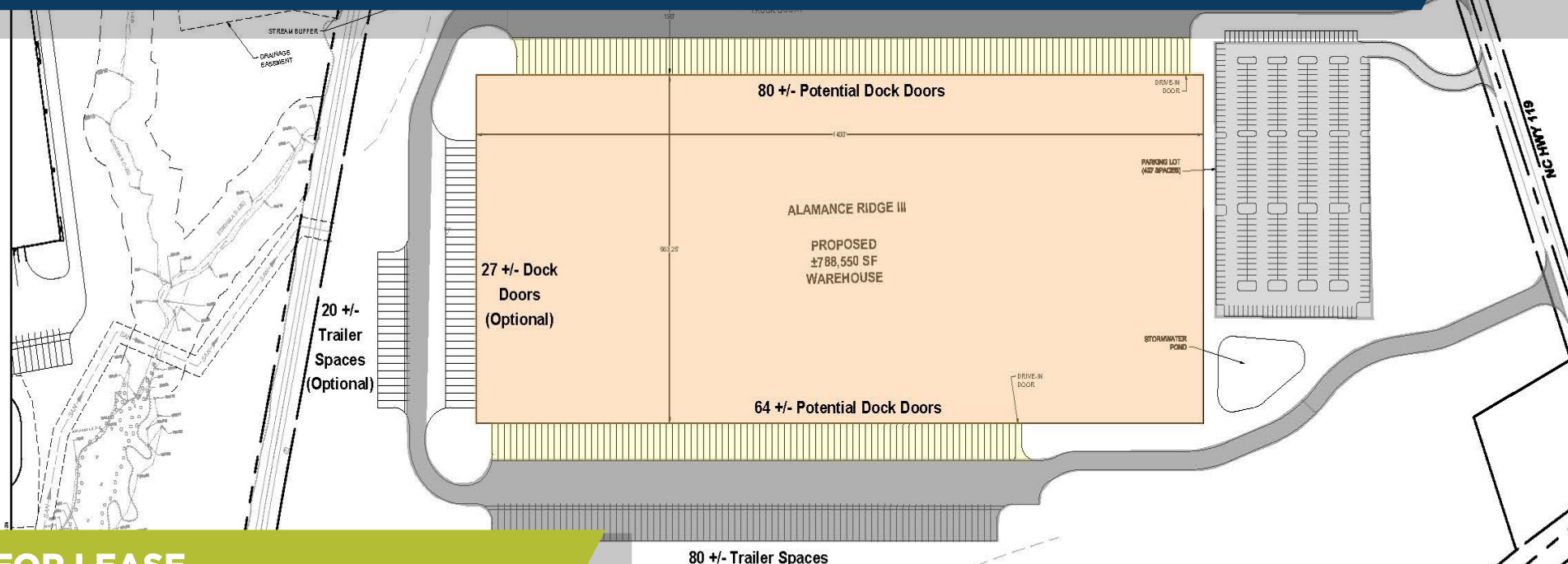


RIDGE III

AT NC COMMERCE PARK

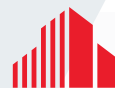
INDUSTRIAL / DISTRIBUTION BUILDING - BUILD-TO-SUIT OPPORTUNITY



FOR LEASE

788,550 SF

HWY 119, GRAHAM, NC 27302



CUSHMAN &
WAKEFIELD



NORTH CAROLINA
COMMERCE PARK
Connect Globally

ALAMANCE RIDGE III

AT NC COMMERCE PARK

SPECS



788,550 SF
available



Class A
industrial
building



Cross-dock
building



Immediate
access to
I-85 and I-40



Proximity to
Raleigh-Durham
International
Airport



ESFR
Sprinkler
System



Office finish
per tenant's
specs



Up to +/- 427
auto parks



Up to 100
trailer parks



130'
truck court



ALAMANCE RIDGE III

AT NC COMMERCE PARK

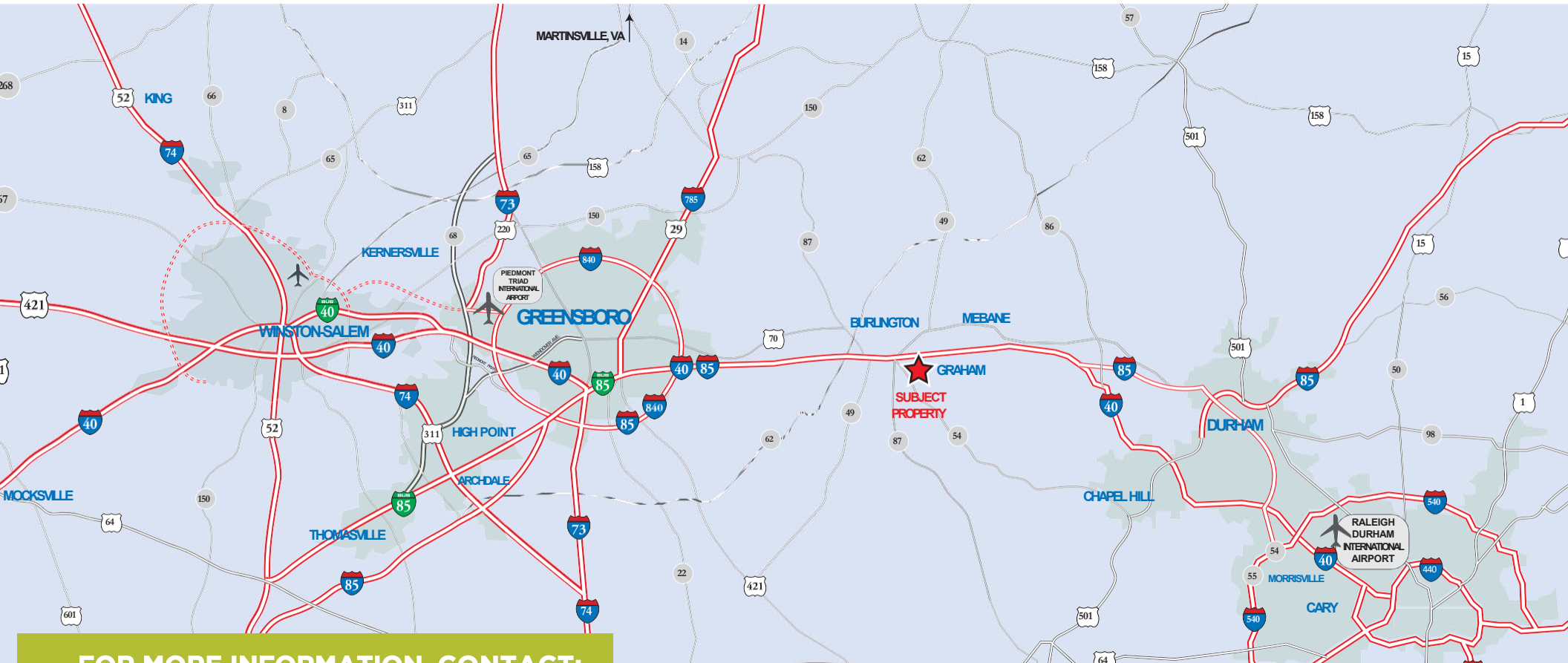
HWY 119, GRAHAM, NC 27302



ALAMANCE RIDGE III

AT NC COMMERCE PARK

HWY 119, GRAHAM, NC 27302



FOR MORE INFORMATION, CONTACT:

RYAN CONBOY, SIOR

Managing Director

+1 336 821 3832

ryan.conboy@cushwake.com

TOM TOWNES, CCIM, SIOR

Managing Director

+1 336 821 3302

tom.townes@cushwake.com

©2023 Cushman & Wakefield. All rights reserved. The material in this presentation has been prepared solely for information purposes, and is strictly confidential. Any disclosure, use, copying or circulation of this presentation (or the information contained within it) is strictly prohibited, unless you have obtained Cushman & Wakefield's prior written consent. The views expressed in this presentation are the views of the author and do not necessarily reflect the views of Cushman & Wakefield. Neither this presentation nor any part of it shall form the basis of, or be relied upon in connection with any offer, or act as an inducement to enter into any contract or commitment whatsoever. NO REPRESENTATION OR WARRANTY IS GIVEN, EXPRESS OR IMPLIED, AS TO THE ACCURACY OF THE INFORMATION CONTAINED WITHIN THIS PRESENTATION, AND CUSHMAN & WAKEFIELD IS UNDER NO OBLIGATION TO SUBSEQUENTLY CORRECT IT IN THE EVENT OF ERRORS.

