

FOR LEASE ±14,989 SF


FIRST ARROWHEAD 101

14131 N RIO VISTA STREET &
8716 W LUDLOW DRIVE, PEORIA, AZ

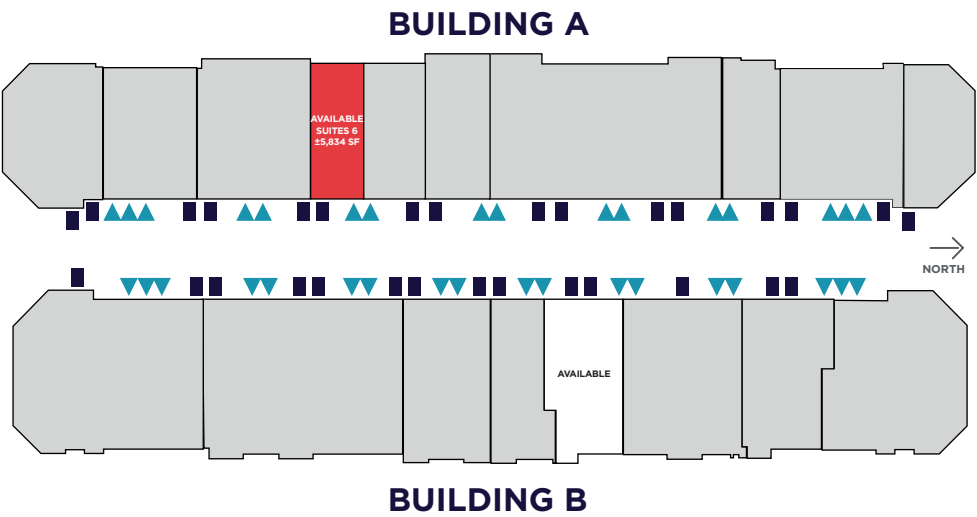


FLOOR PLAN

BUILDING A
SUITE 6 | ±5,834 SF



■ GRADE LEVEL ▲ TRUCK WELL




Building A | Suite 6

Available:	±5,834 SF	ESFR sprinklers
Office:	±1,163 SF	One (1) truck well; One (1) grade level door
Clear height:	24'	Available: Now
Building depth:	125'	
Evaporative cooling		

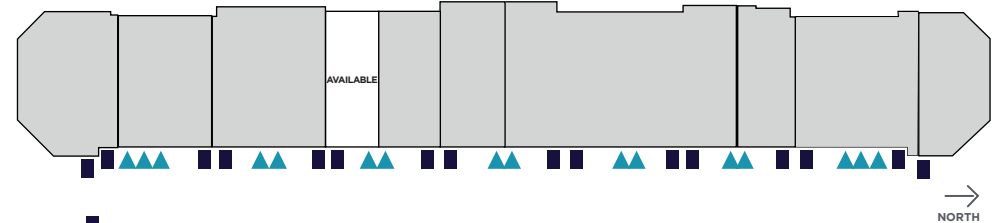
FLOOR PLAN

BUILDING B SUITE 11 | ±9,155 SF

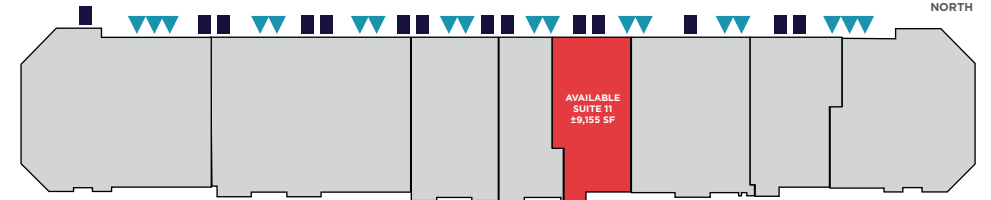


■ GRADE LEVEL ▲ TRUCK WELL

BUILDING A



BUILDING B



Building B | Suite 11

Available:	±9,155 SF	2 dock high
Office:	2,074 SF	1 Grade
Warehouse:	7,081 SF	Evaporative cooling
Clear height:	24'	ESFR sprinklers
Building depth:	125'	Two (2) truck wells; One (1) grade level door
		Available: Now



FOR MORE INFORMATION, CONTACT:

MIKE HAENEL

Executive Vice Chairman

+1 602 224 4404

michael.haenel@cushwake.com

ANDY MARKHAM

Executive Vice Chairman

+1 602 224 4408

andy.markham@cushwake.com

JUSTIN SMITH

Senior Associate

+1 602 586 5938

justin.p.smith@cushwake.com

2555 East Camelback Road, Suite 400
Phoenix, AZ 85016

+1 602 954 9000

cushmanwakefield.com

©2025 Cushman & Wakefield. All rights reserved. The information contained in this communication is strictly confidential. This information has been obtained from sources believed to be reliable but has not been verified. NO WARRANTY OR REPRESENTATION, EXPRESS OR IMPLIED, IS MADE AS TO THE CONDITION OF THE PROPERTY (OR PROPERTIES) REFERENCED HEREIN OR AS TO THE ACCURACY OR COMPLETENESS OF THE INFORMATION CONTAINED HEREIN, AND SAME IS SUBMITTED SUBJECT TO ERRORS, OMISSIONS, CHANGE OF PRICE, RENTAL OR OTHER CONDITIONS, WITHDRAWAL WITHOUT NOTICE, AND TO ANY SPECIAL LISTING CONDITIONS IMPOSED BY THE PROPERTY OWNER(S). ANY PROJECTIONS, OPINIONS OR ESTIMATES ARE SUBJECT TO UNCERTAINTY AND DO NOT SIGNIFY CURRENT OR FUTURE PROPERTY PERFORMANCE.