

32,641 SF FOR LEASE IN O'HARE MARKET

1501 TONNE ROAD

ELK GROVE VILLAGE, IL 60007



1501 TONNE ROAD

Elk Grove Village, IL 60007



PROPERTY HIGHLIGHTS



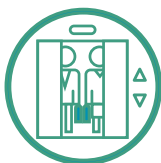
WELL
MAINTAINED
FACILITY




6B TAX
INCENTIVE
POTENTIAL



HIGH IMAGE
CORNER
LOCATION



PRIME
SHOWROOM
POTENTIAL



34 KW
SOLAR PANEL
SYSTEM ON ROOF

1501 TONNE ROAD

Elk Grove Village, IL 60007

PROPERTY FEATURES

PROPERTY FEATURES

Building Available Size: 32,641 SF

Acres: 1.36

Office Area: 4,500 SF

Clear Height: 21'

Loading Docks: 4 Exterior Docks

Drive-in-Door: 1

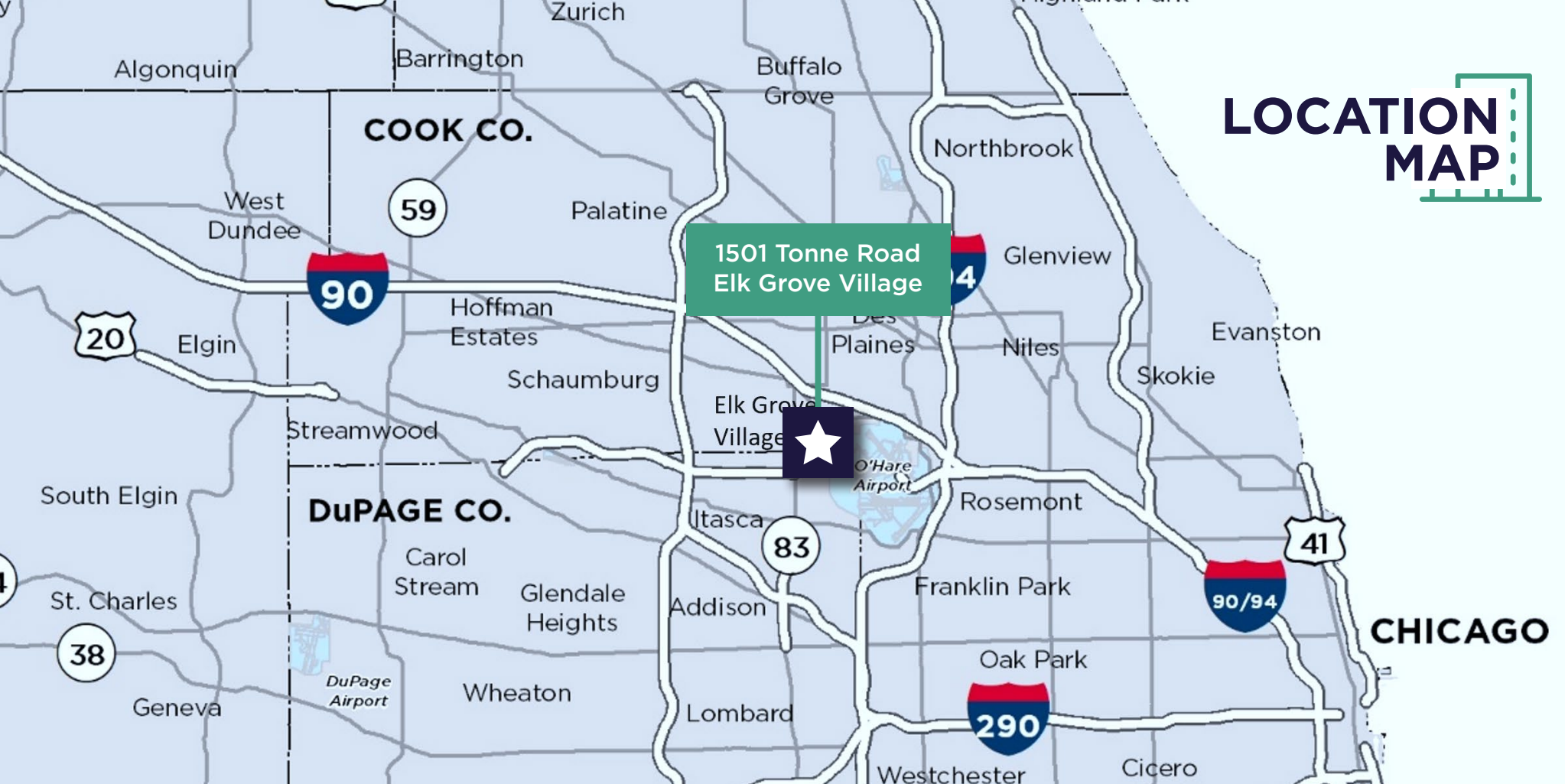
Car Parking: 32

Power: 400 amps, 208/120v
3P - 4 Wire

Bay Size: 39' x 36'

SITE PLAN





FOR MORE INFORMATION, CONTACT:

PHIL REIFF

Senior Director
+1 630 697 7397
phil.reiff@cushwake.com

JEFF MATELLA

Director
+1 847 720 1349
jeff.matella@cushwake.com



9500 W. Bryn Mawr Avenue
O'Hare Gateway Office Center
Rosemont, IL
+1 847 518 9100
cushmanwakefield.com

©2025 Cushman & Wakefield. All rights reserved. The information contained in this communication is strictly confidential. This information has been obtained from sources believed to be reliable but has not been verified. NO WARRANTY OR REPRESENTATION, EXPRESS OR IMPLIED, IS MADE AS TO THE CONDITION OF THE PROPERTY (OR PROPERTIES) REFERENCED HEREIN OR AS TO THE ACCURACY OR COMPLETENESS OF THE INFORMATION CONTAINED HEREIN, AND SAME IS SUBMITTED SUBJECT TO ERRORS, OMISSIONS, CHANGE OF PRICE, RENTAL OR OTHER CONDITIONS, WITHDRAWAL WITHOUT NOTICE, AND TO ANY SPECIAL LISTING CONDITIONS IMPOSED BY THE PROPERTY OWNER(S). ANY PROJECTIONS, OPINIONS OR ESTIMATES ARE SUBJECT TO UNCERTAINTY AND DO NOT SIGNIFY CURRENT OR FUTURE PROPERTY PERFORMANCE.