



AVAILABLE FOR LEASE

1525 Meridian Ave., Unit 106

San Jose, CA

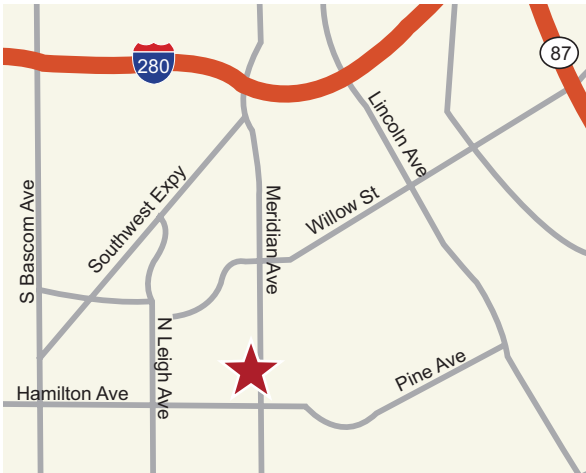
±1,339 SF Retail/Office/Medical

Property Highlights:

- Unit 106: ±1,339 SF
- Excellent Willow Glen Location
- Great Street Visibility/Identity
- Ample Parking
- Easy Access to I-280 & Hwy 17
- 2024 Traffic Count (ADT)
Meridian Ave @ Hamilton Ave: 46,000 Cars

2024 Demographics

DISTANCE	1-MIILE	2-MILE	3-MILE
Population	25,166	104,542	237,732
AVG HH Income	\$203,534	\$202,200	\$190,201



For more information, contact:

John Brackett
Managing Director
Cushman & Wakefield
 408.309.3300
 john.brackett@cushwake.com
 LIC #00906947

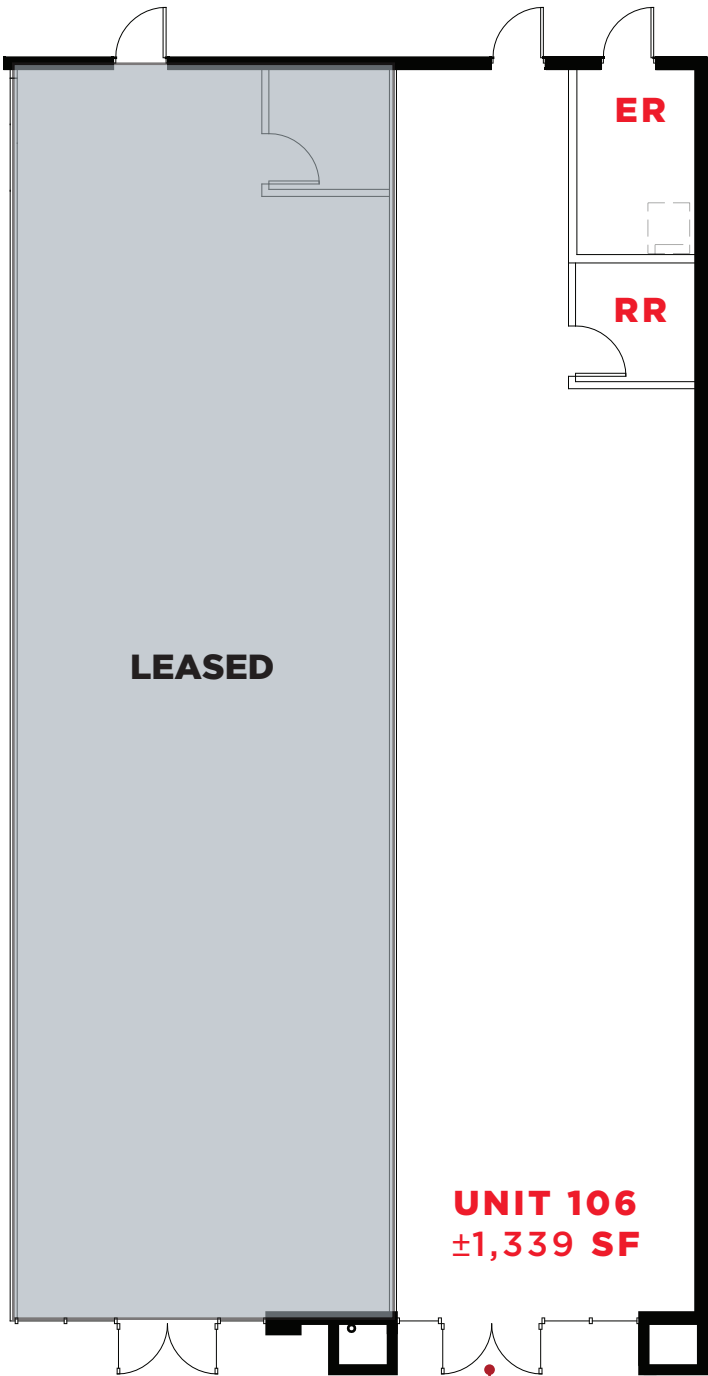
300 Santana Row, Fifth Floor
 San Jose, California 95128
 ph: 408.615.3400

cushmanwakefield.com

FLOOR PLAN

UNIT 106

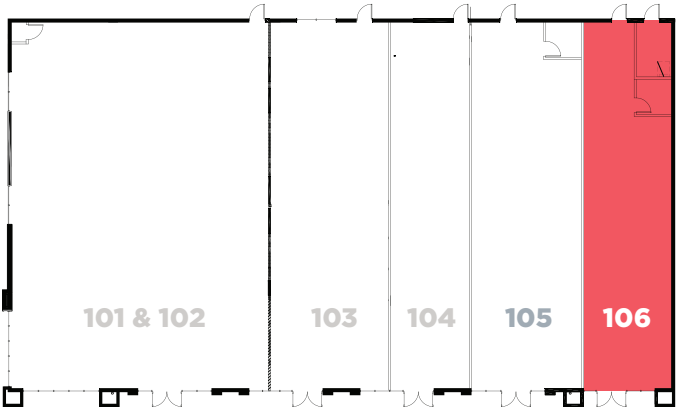
±1,339 SF



UNIT 106
±1,339 SF

NOT TO SCALE

BUILDING PLAN



For more information, contact:
John Brackett | Managing Director
Cushman & Wakefield
408.309.3300 | john.brackett@cushwake.com
LIC #00906947

©2024 Cushman & Wakefield. All rights reserved. The information contained in this communication is strictly confidential. This information has been obtained from sources believed to be reliable but has not been verified. NO WARRANTY OR REPRESENTATION, EXPRESS OR IMPLIED, IS MADE AS TO THE CONDITION OF THE PROPERTY (OR PROPERTIES) REFERENCED HEREIN OR AS TO THE ACCURACY OR COMPLETENESS OF THE INFORMATION CONTAINED HEREIN, AND SAME IS SUBMITTED SUBJECT TO ERRORS, OMISSIONS, CHANGE OF PRICE, RENTAL OR OTHER CONDITIONS, WITHDRAWAL WITHOUT NOTICE, AND TO ANY SPECIAL LISTING CONDITIONS IMPOSED BY THE PROPERTY OWNER(S). ANY PROJECTIONS, OPINIONS OR ESTIMATES ARE SUBJECT TO UNCERTAINTY AND DO NOT SIGNIFY CURRENT OR FUTURE PROPERTY PERFORMANCE.