



FOR LEASE

ENTERPRISE INDUSTRIAL PARK

336 HABERSHAM RD, HIGH POINT, NC 27260



ENTERPRISE INDUSTRIAL PARK

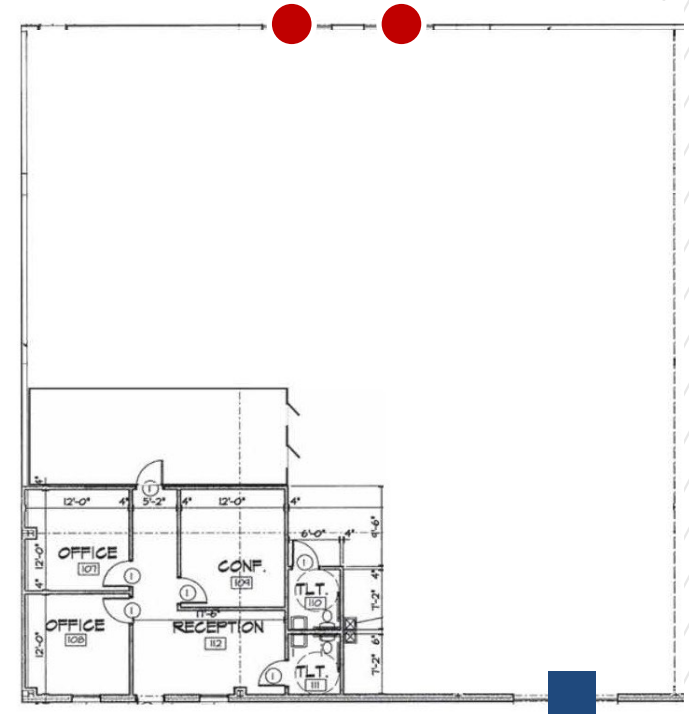
336 HABERSHAM RD., HIGH POINT, NC 27260

SPACE AVAILABLE

SUITE 101
± 6,000

SUITE 336	
Size:	± 6,000 SF
Drive-In Doors:	One (1) grade level 20' x 14'
Dock-High Doors:	Two (2) - 8' x 9'
Clear Height:	24'
Column Spacing:	25' x 48'
Electrical:	200 Amps
Lighting:	LED in the warehouse
Office SF:	± 885 SF

● Dock-High Door
■ Drive-In Door



ENTERPRISE INDUSTRIAL PARK

336 HABERSHAM RD., HIGH POINT, NC 27260

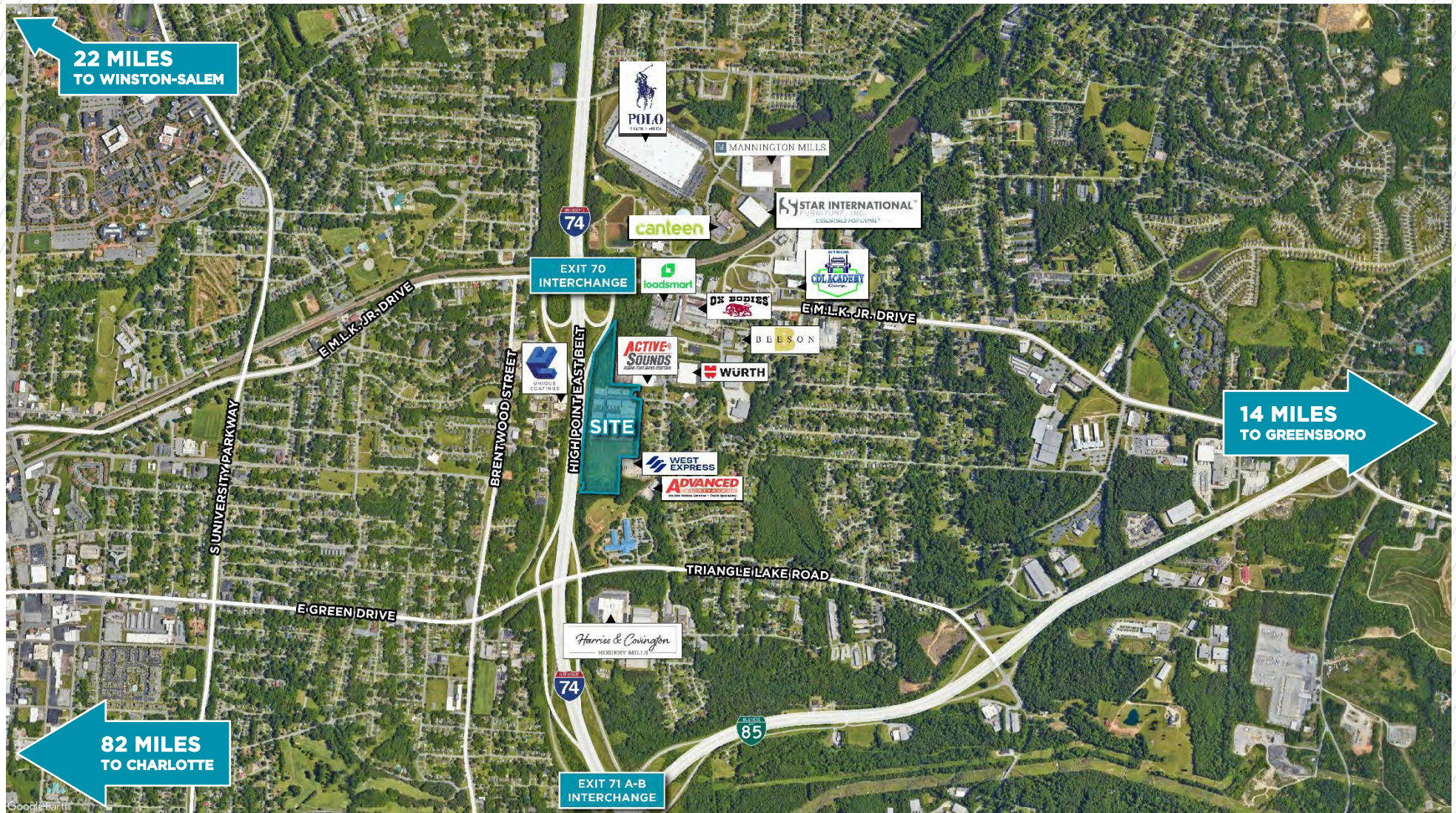
AVAILABILITY



ENTERPRISE INDUSTRIAL PARK

336 HABERSHAM RD., HIGH POINT, NC 27260

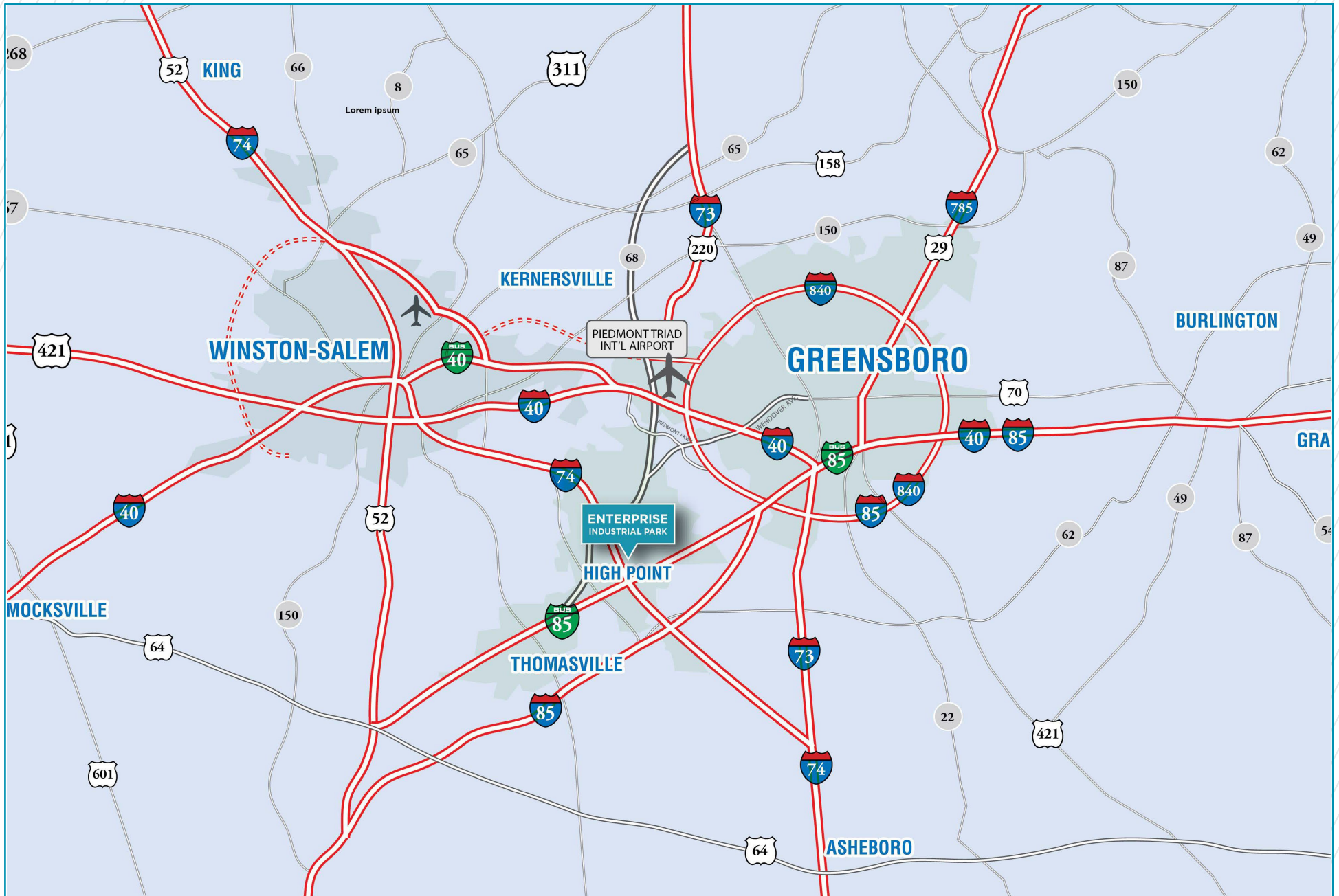
LOCATION AERIAL



ENTERPRISE INDUSTRIAL PARK

336 HABERSHAM RD., HIGH POINT, NC 27260

LOCATOR MAP



ENTERPRISE INDUSTRIAL PARK

336 HABERSHAM ROAD, HIGH POINT, NC 27260

FOR MORE INFORMATION, CONTACT:

RYAN CONBOY, SIOR

Managing Director

+1 336 821 3832

ryan.conboy@cushwake.com

JORDAN MITCHELL

Senior Director

+1 336 201 0495

jordan.mitchell@cushwake.com

628 Green Valley Road, Suite 202

Greensboro, NC 27408

+1 336 668 9999

cushmanwakefield.com

©2025 Cushman & Wakefield. All rights reserved. The information contained in this communication is strictly confidential. This information has been obtained from sources believed to be reliable but has not been verified. NO WARRANTY OR REPRESENTATION, EXPRESS OR IMPLIED, IS MADE AS TO THE CONDITION OF THE PROPERTY (OR PROPERTIES) REFERENCED HEREIN OR AS TO THE ACCURACY OR COMPLETENESS OF THE INFORMATION CONTAINED HEREIN, AND SAME IS SUBMITTED SUBJECT TO ERRORS, OMISSIONS, CHANGE OF PRICE, RENTAL OR OTHER CONDITIONS, WITHDRAWAL WITHOUT NOTICE, AND TO ANY SPECIAL LISTING CONDITIONS IMPOSED BY THE PROPERTY OWNER(S). ANY PROJECTIONS, OPINIONS OR ESTIMATES ARE SUBJECT TO UNCERTAINTY AND DO NOT SIGNIFY CURRENT OR FUTURE PROPERTY PERFORMANCE.

