

Executive Industrial Park

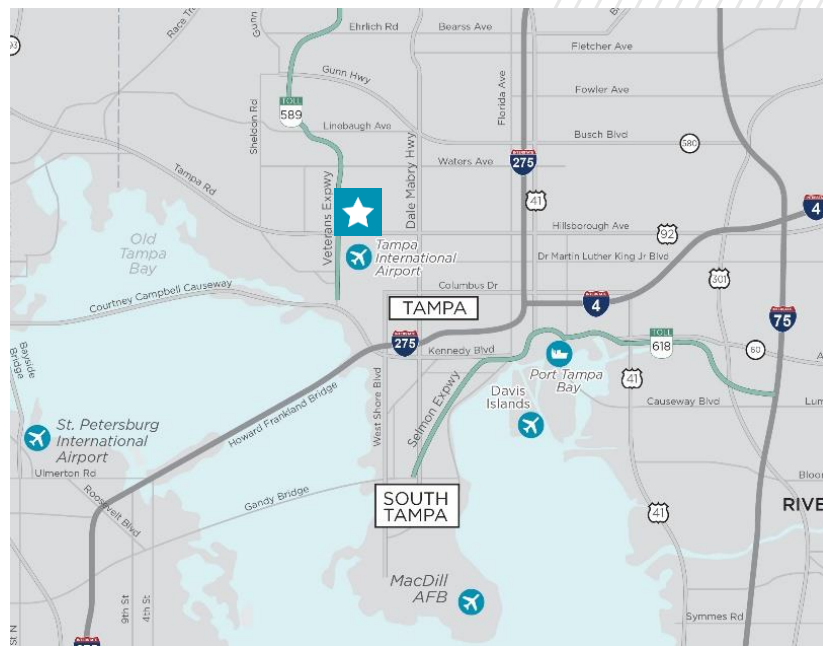
6089-6205 Johns Road
Tampa, FL 33634



FOR LEASE

PROPERTY HIGHLIGHTS

- Spaces Available Ranging from 1,800 SF to 4,000 SF
- Rear Load
- Tilt-Wall Construction
- 12' - 18' Clear Height
- Parking: 2.00 / 1,000
- 1.3 Miles from Veterans Expressway
- 5.5 Miles from Tampa International Airport



Contact

LISA ROSS, SIOR
+1 813 760 3209
lisa.ross@cushwake.com

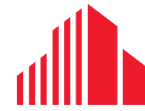
JESSICA MIZRAHI, SIOR
+1 813 804 0886
jessica.mizrahi@cushwake.com

TREY CARSWELL, SIOR
+1 813 230 6131
trey.carswell@cushwake.com

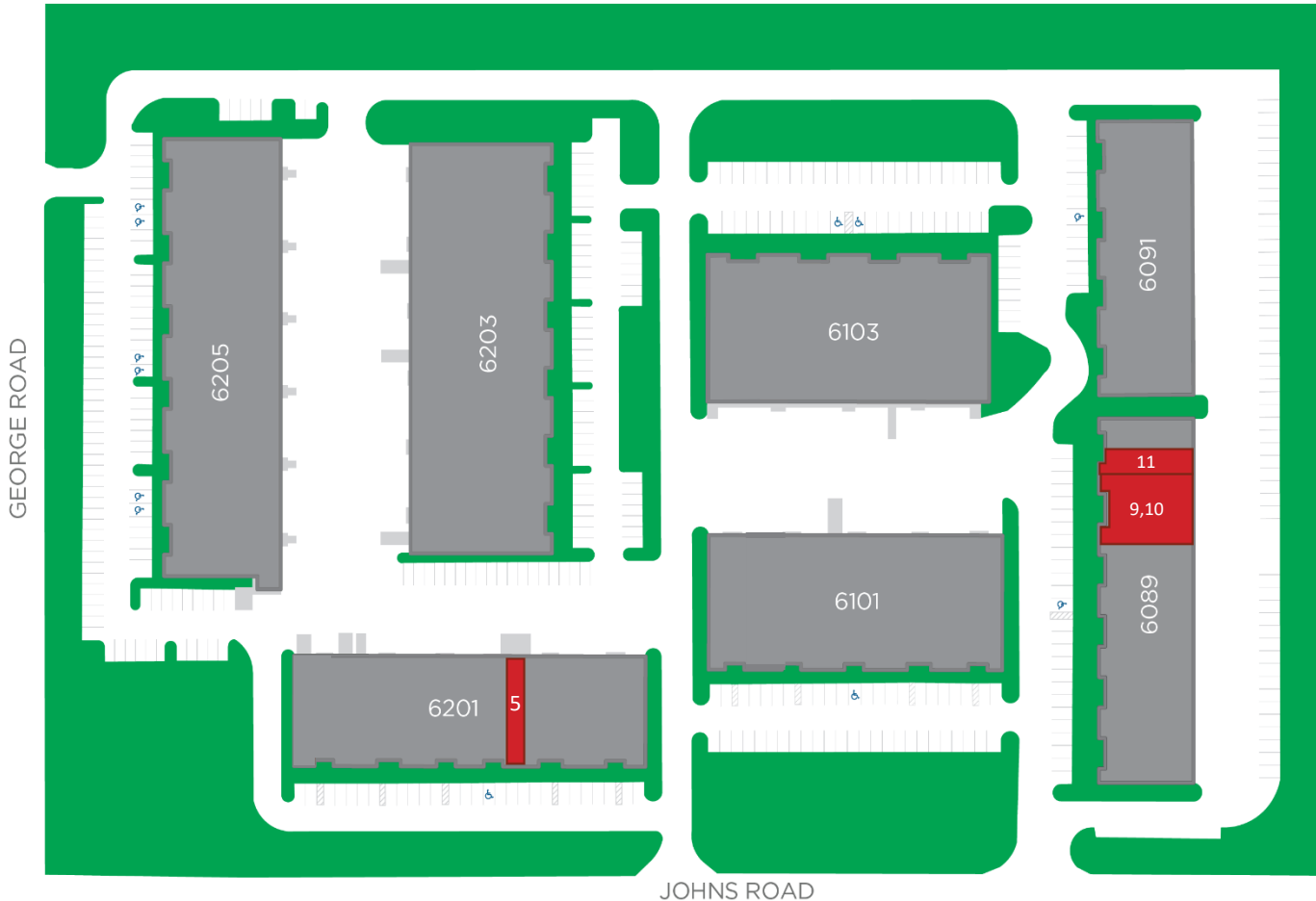
FOR LEASE

Executive Industrial Park

6089-6205 Johns Road
Tampa, FL 33634



**CUSHMAN &
WAKEFIELD**



Suite	AVAILABLE SF	OFFICE SF	CLEAR HEIGHT	LOADING DOORS	Date Available
6201 - 5	1,800	500	14'	1 Grade Level	4/1/2022
6089 - 11 (Fully Air-Conditioned)	2,000	680	12'	1 Grade Level	Next 30 Days
6089 - 9 & 10 (Fully Air-Conditioned)	4,000	1,100	12'	2 Grade Level	10/1/2022

Contact

LISA ROSS, SIOR
+1 813 760 3209
lisa.ross@cushwake.com

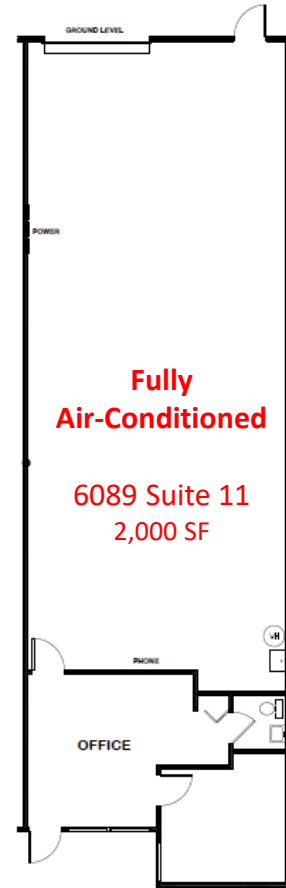
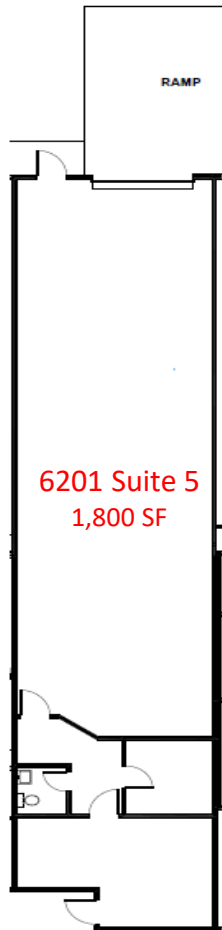
JESSICA MIZRAHI, SIOR
+1 813 804 0886
jessica.mizrahi@cushwake.com

TREY CARSWELL, SIOR
+1 813 230 6131
trey.carswell@cushwake.com

FOR LEASE

Executive Industrial Park

6089-6205 Johns Road
Tampa, FL 33634



1,800 SF to 7,200 SF Available



©2021 Cushman & Wakefield. All rights reserved. The information contained in this communication is strictly confidential. This information has been obtained from sources believed to be reliable but has not been verified. NO WARRANTY OR REPRESENTATION, EXPRESS OR IMPLIED, IS MADE AS TO THE CONDITION OF THE PROPERTY (OR PROPERTIES) REFERENCED HEREIN OR AS TO THE ACCURACY OR COMPLETENESS OF THE INFORMATION CONTAINED HEREIN, AND SAME IS SUBMITTED SUBJECT TO ERRORS, OMISSIONS, CHANGE OF PRICE, RENTAL OR OTHER CONDITIONS, WITHDRAWAL WITHOUT NOTICE, AND TO ANY SPECIAL LISTING CONDITIONS IMPOSED BY THE PROPERTY OWNER(S). ANY PROJECTIONS, OPINIONS OR ESTIMATES ARE SUBJECT TO UNCERTAINTY AND DO NOT SIGNIFY CURRENT OR FUTURE PROPERTY PERFORMANCE.

Contact

LISA ROSS, SIOR

+1 813 760 3209

lisa.ross@cushwake.com

JESSICA MIZRAHI, SIOR

+1 813 804 0886

jessica.mizrahi@cushwake.com

TREY CARSWELL, SIOR

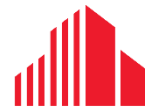
+1 813 230 6131

trey.carswell@cushwake.com

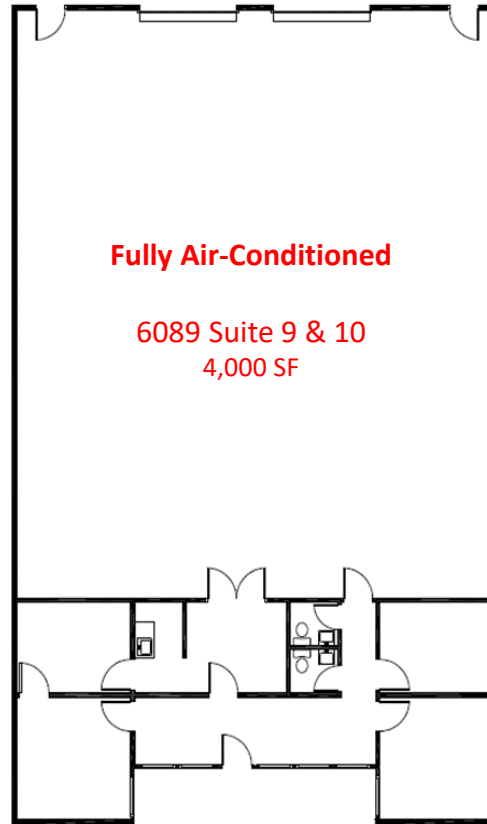
FOR LEASE

Executive Industrial Park

6089-6205 Johns Road
Tampa, FL 33634



**CUSHMAN &
WAKEFIELD**



Dock high & grade level loading options



©2021 Cushman & Wakefield. All rights reserved. The information contained in this communication is strictly confidential. This information has been obtained from sources believed to be reliable but has not been verified. NO WARRANTY OR REPRESENTATION, EXPRESS OR IMPLIED, IS MADE AS TO THE CONDITION OF THE PROPERTY (OR PROPERTIES) REFERENCED HEREIN OR AS TO THE ACCURACY OR COMPLETENESS OF THE INFORMATION CONTAINED HEREIN, AND SAME IS SUBMITTED SUBJECT TO ERRORS, OMISSIONS, CHANGE OF PRICE, RENTAL OR OTHER CONDITIONS, WITHDRAWAL WITHOUT NOTICE, AND TO ANY SPECIAL LISTING CONDITIONS IMPOSED BY THE PROPERTY OWNER(S). ANY PROJECTIONS, OPINIONS OR ESTIMATES ARE SUBJECT TO UNCERTAINTY AND DO NOT SIGNIFY CURRENT OR FUTURE PROPERTY PERFORMANCE.

Contact

LISA ROSS, SIOR

+1 813 760 3209

lisa.ross@cushwake.com

JESSICA MIZRAHI, SIOR

+1 813 804 0886

jessica.mizrahi@cushwake.com

TREY CARSWELL, SIOR

+1 813 230 6131

trey.carswell@cushwake.com