

FOR LEASE

Portrero Hill Site Available

1000 25th Street, San Francisco, CA 94107



±18,432 RSF WAREHOUSE

PDR-1-G ZONING

Tim Garlick
Director

+1 415 596-8887

tim.garlick@cushwake.com

Lic #: 01715903

John Lewerenz
Managing Director

+1 415 710 5826

john.lewerenz@cushwake.com

Lic #: 01100835

PROPERTY HIGHLIGHTS



APPROXIMATE SIZE

±18,432 RSF



ZONING

PDR-1-G



POWER

600 AMPS 3-PHASE



AVAILABLE


NOW



FEATURES

- Great Natural Light
- 5 Roll Up Doors with access off Tennessee and 25th Street
- Close proximity to I-280 and 3rd St Corridor
- Fenced Yard
- Skylights

PROPERTY PHOTOGRAPHY



For Lease // 1000 25th Street, San Francisco, CA 94107

PROPERTY AERIAL MAP

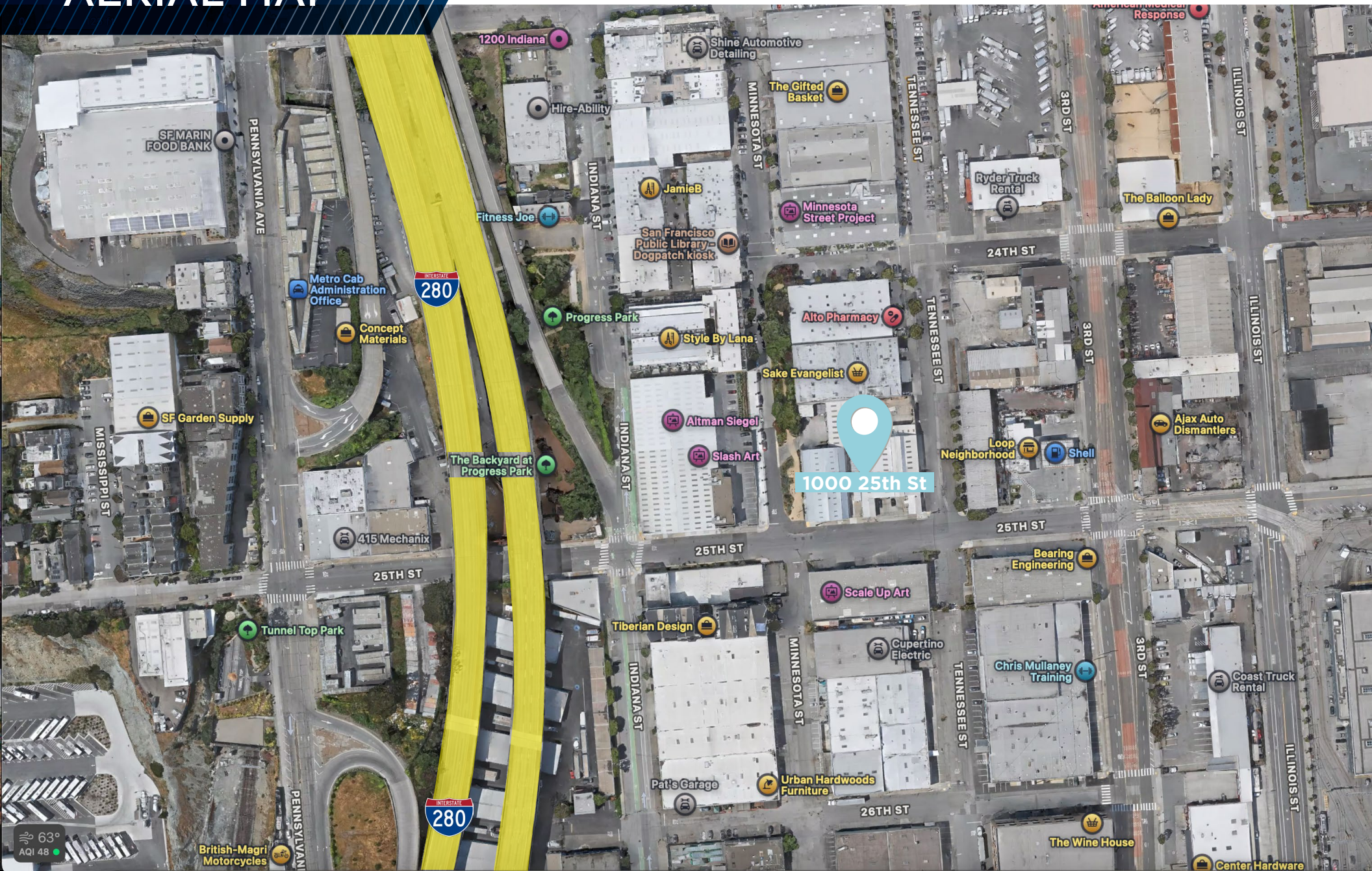



DISTANCE TO:

Downtown SF 2.5 miles
SFO 11.4 miles
Oakland 11 miles

1000 25TH STREET

PROPERTY AERIAL MAP





For more information, please contact:

Tim Garlick

Director
+1 415 596-8887
tim.garlick@cushwake.com
Lic #: 01715903

John Lewerenz

Managing Director
+1 415 710 5826
john.lewerenz@cushwake.com
Lic #: 01100835