

40-100 INIP DRIVE

INWOOD LOGISTICS CENTER @ JFK AIRPORT
INWOOD, NY

40-100 INIP DRIVE
141,449 SF AVAILABLE*



PROPERTY SPECIFICATIONS

40-100 INIP DRIVE

BUILDING SIZE:	141,449 SF
AVAILABLE SF:	87,129 SF Ground
CEILING HEIGHT:	25'5" - 37'
LOADING DOCKS:	7 Docks
DRIVE-IN DOORS:	2 Drive-Ins
COLUMN SPACING:	30' x 30' 30' x 25'
POWER:	600 Amps/3 Phase 1,600 Amps/3 Phase
OCCUPANCY:	Immediate



Additional 54,320 SF
2nd Floor Can Be Made
Available



Potential To Install
Five (5) Additional
Loading Docks



Seven (7) Interior
Loading Docks



Truck Friendly
Design



Upgraded Lighting and
Interior Paint




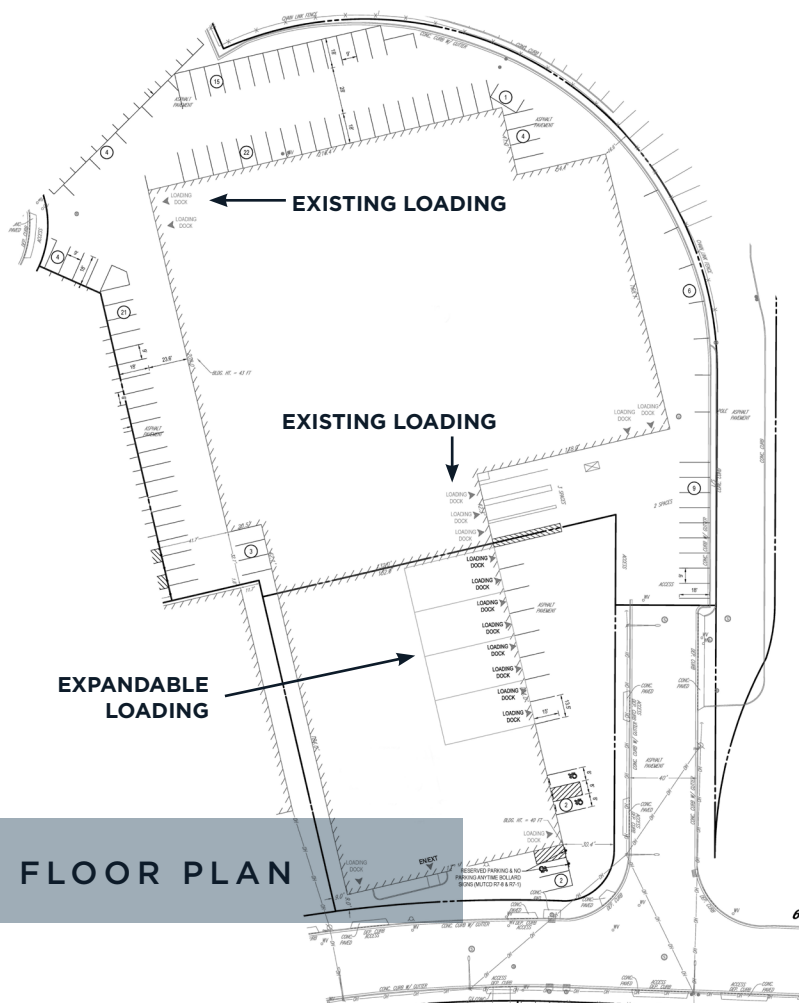
Flexibility &
Optionality



Access to 9.7M
Residents Within 15 mi




Prime Long Island
Location, JFK
Adjacent



40 INIP



100 INIP



100 INIP



VIEW PROPERTY
WEBSITE [HERE](#)

FOR MORE INFORMATION,
CONTACT:

HELEN M. PAUL
+1 212 841 7575
helen.paul@cushwake.com

RICO T. MURTHA
+1 212 390 1368
rico.murtha@cushwake.com

THOMAS DELUCA
+1 631 425 1237
thomas.deluca@cushwake.com

SONNY SINGH
+1 718 275 5478
sonny.singh@cushwake.com

JOE HENTZE JR.
+1 718 512 2100
joe.hentze@cushwake.com

JOHN GIANNUZZI
+1 631 425 1228
john.giannuzzi@cushwake.com

DAVID FRATTAROLI
+1 516 859 6396
david.frattaroli@cushwake.com



©2024 Cushman & Wakefield. All rights reserved. The information contained in this communication is strictly confidential. This information has been obtained from sources believed to be reliable but has not been verified. NO WARRANTY OR REPRESENTATION, EXPRESS OR IMPLIED, IS MADE AS TO THE CONDITION OF THE PROPERTY (OR PROPERTIES) REFERENCED HEREIN OR AS TO THE ACCURACY OR COMPLETENESS OF THE INFORMATION CONTAINED HEREIN, AND SAME IS SUBMITTED SUBJECT TO ERRORS, OMISSIONS, CHANGE OF PRICE, RENTAL OR OTHER CONDITIONS, WITHDRAWAL WITHOUT NOTICE, AND TO ANY SPECIAL LISTING CONDITIONS IMPOSED BY THE PROPERTY OWNER(S). ANY PROJECTIONS, OPINIONS OR ESTIMATES ARE SUBJECT TO UNCERTAINTY AND DO NOT SIGNIFY CURRENT OR FUTURE PROPERTY PERFORMANCE.