

# FOR LEASE



## SUNSTATE PARK

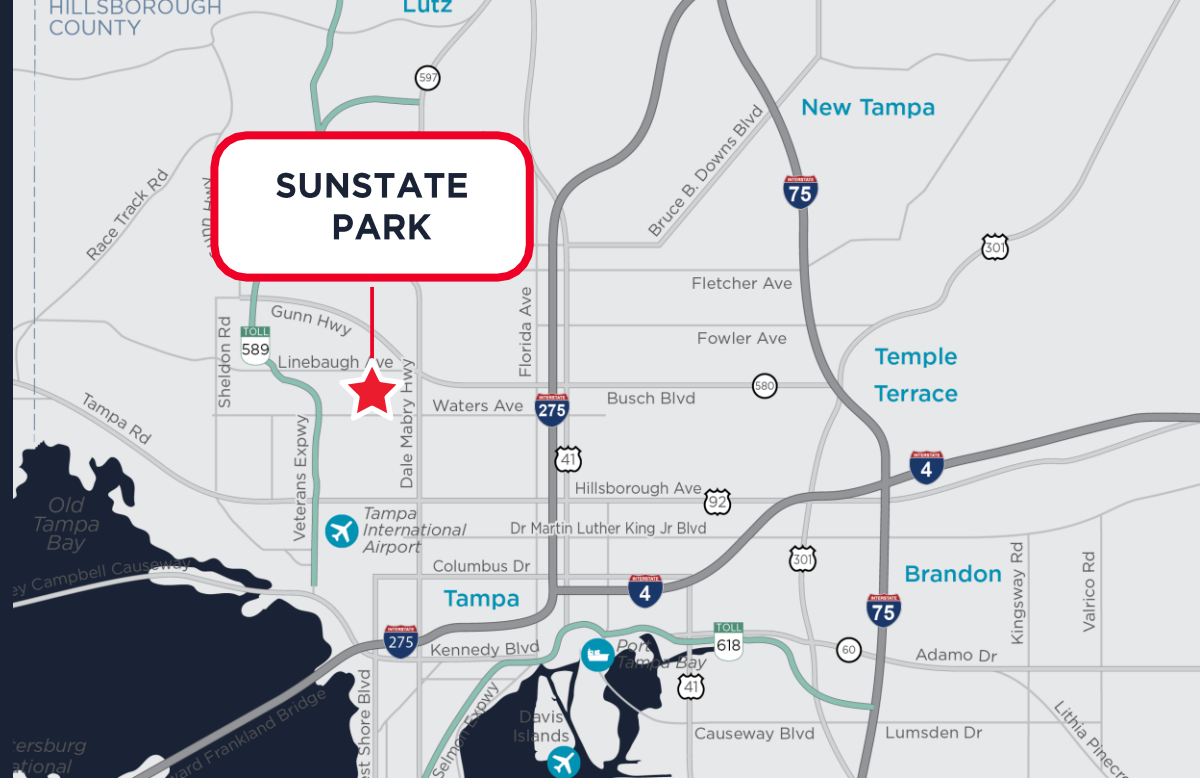
W. WATERS AVE. & SUNSTATE ST., TAMPA, FL 33634

TAMPA'S AIRPORT SUBMARKET

SUNSTATE PARK | W. WATERS AVE. & SUNSTATE ST.

# PROPERTY HIGHLIGHT

EIGHT LIGHT INDUSTRIAL/FLEX  
BUILDINGS TOTALING 182,009 SF  
IN TAMPA'S AIRPORT SUBMARKET



	PORTFOLIO	ADDRESS	BUILDING SIZE	CLEAR HEIGHT	LOADING	PARKING RATIO
1	SUNSTATE CENTER	4901-4923 W WATERS AVE	29,650	14'	GRADE-LEVEL	2.90/1,000
2	SUNSTATE CENTER	4899 W WATERS AVE	22,545	14'	GRADE-LEVEL	2.90/1,000
3	SUNSTATE CENTER	4893 W WATERS AVE	13,849	14'	GRADE-LEVEL	2.90/1,000
4	SUNSTATE CENTER	4895 W WATERS AVE	19,228	14'	GRADE-LEVEL	2.90/1,000
5	SUNSTATE CENTER	4897 W WATERS AVE	19,227	14'	GRADE-LEVEL	2.90/1,000
6	SUNSTATE CENTER	8403-8417 SUNSTATE ST	17,543	14'	GRADE-LEVEL	2.90/1,000
7	SUNSTATE INDUSTRIAL	8412-8422 SUNSTATE ST	30,028	18'	DOCK-HIGH	1.35/1,000
8	SUNSTATE INDUSTRIAL	8424-8434 SUNSTATE ST	29,939	18'	DOCK-HIGH	1.35/1,000
<b>SUNSTATE PARK</b>			<b>182,009</b>			



**1.1 MILES**

TO



SELMON EXPRESSWAY

**5.4 MILES**

TO



**10 MILES**

TO



VETERAN'S EXPRESSWAY

**12.5 MILES**

TO



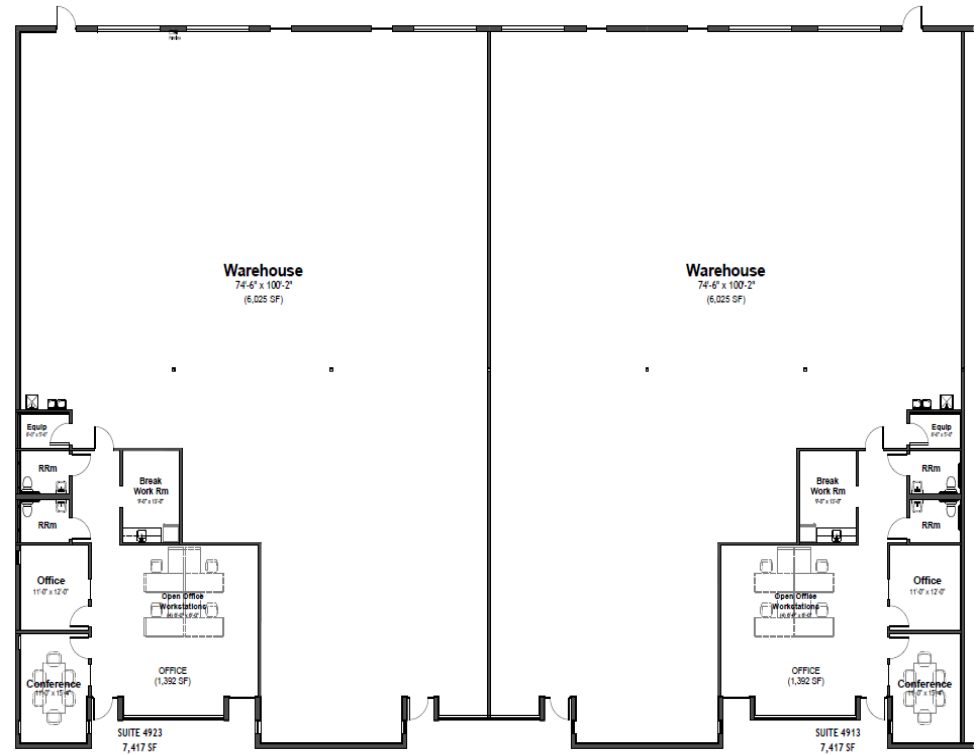
PROPERTY NAME	BUILDING	SUITE	AVAILABLE SF	AVAILABILITY
SUNSTATE CENTER	BUILDING 1	4913 & 4923	14,834 SF	SEPTEMBER 2025
SUNSTATE CENTER	BUILDING 1	4913	7,417 SF	SEPTEMBER 2025
SUNSTATE CENTER	BUILDING 1	4923	7,417 SF	SEPTEMBER 2025
SUNSTATE CENTER	BUILDING 5	4987-E	1,866 SF	AVAILABLE NOW

# SUNSTATE PARK SITE PLAN

# BUILDING 1

## SUITE 4913 & 4923

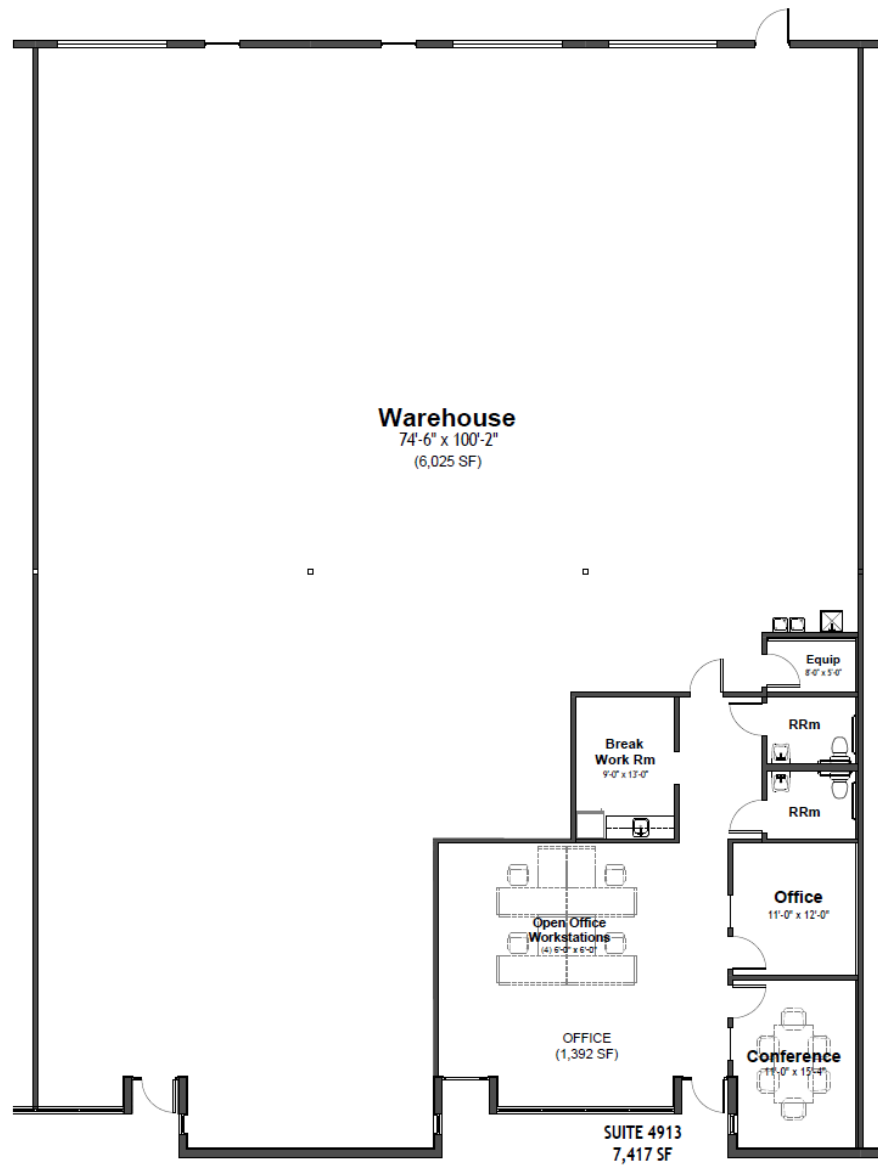
AVAILABLE SF	14,834 SF
WAREHOUSE SF	± 12,050 SF
OFFICE SF	± 2,784 SF
CLEAR HEIGHT	14'
LOADING	(6) Grade-Level Loading Doors
AVAILABLE	September 2025



# BUILDING 1

## SUITE 4913

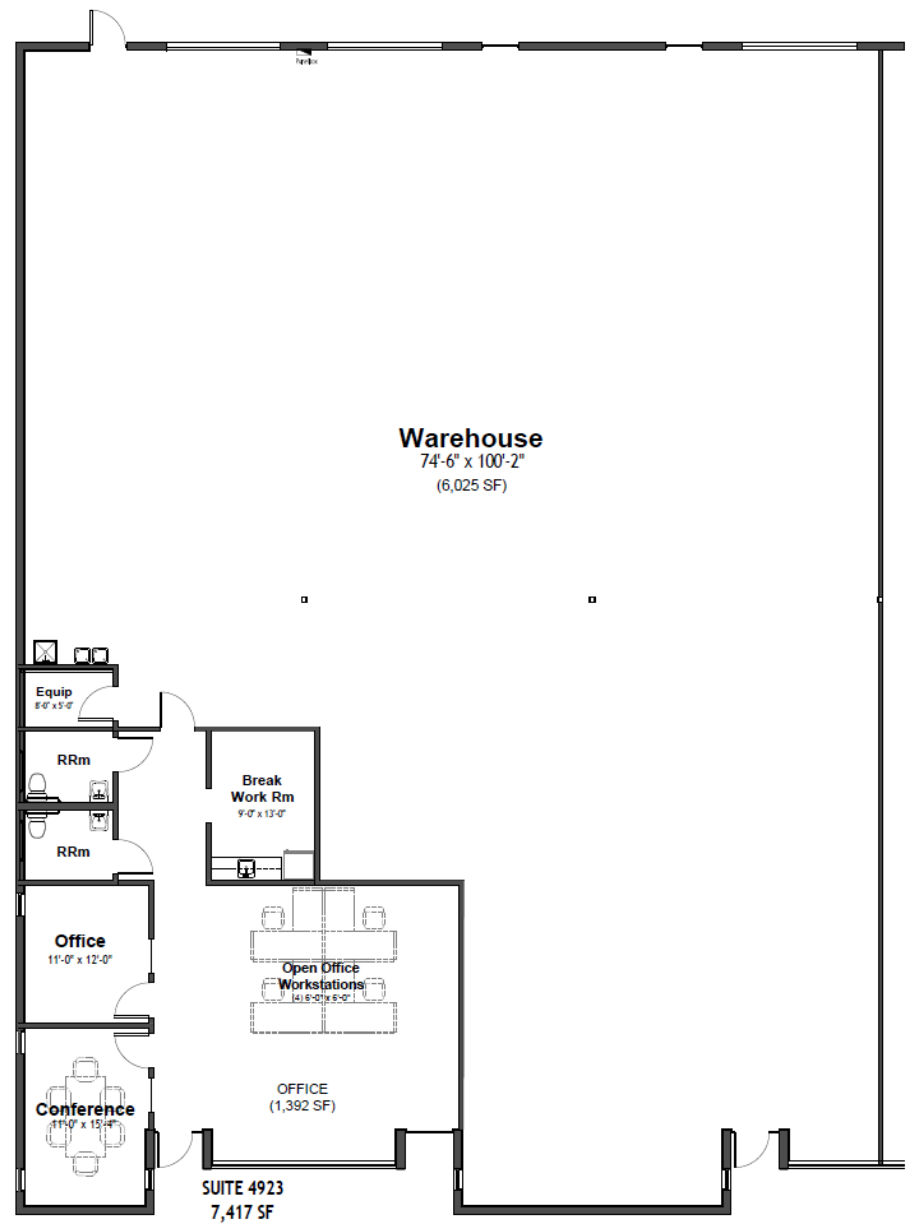
AVAILABLE SF	7,417 SF
WAREHOUSE SF	± 6,025 SF
OFFICE SF	± 1,392 SF
CLEAR HEIGHT	14'
LOADING	(3) Grade-Level Loading Doors
AVAILABLE	September 2025



# BUILDING 1

## SUITE 4923

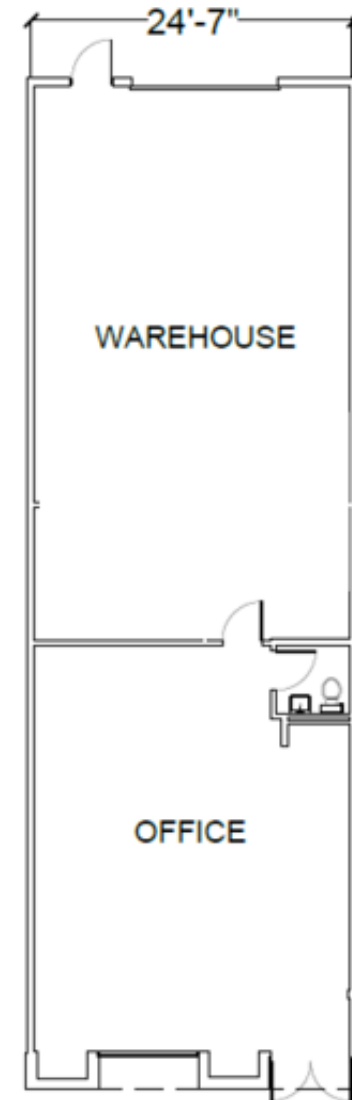
AVAILABLE SF	7,417 SF
WAREHOUSE SF	± 6,025 SF
OFFICE SF	± 1,392 SF
CLEAR HEIGHT	14'
LOADING	(3) Grade-Level Loading Doors
AVAILABLE	September 2025



# BUILDING 5

## SUITE 4897-E

AVAILABLE SF	1,866 SF
WAREHOUSE SF	± 1,066 SF
OFFICE SF	± 800 SF
CLEAR HEIGHT	14'
LOADING	(1) Grade-Level Loading Door
AVAILABLE	Now



# SUNSTATE PARK

W. WATERS AVE. & SUNSTATE ST., TAMPA, FL 33634



## CONTACT INFORMATION

### SAM KOROLOS

Senior Associate  
[sam.korolos@cushwake.com](mailto:sam.korolos@cushwake.com)  
+1 704 989 1327

### MELISSA WATTERWORTH

Associate  
[melissa.watterworth@cushwake.com](mailto:melissa.watterworth@cushwake.com)  
+1 813 599 2190

### TREY CARSWELL, SIOR

Managing Director  
[trey.carswell@cushwake.com](mailto:trey.carswell@cushwake.com)  
+1 813 760 3209