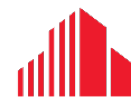




FOR LEASE ±22,293 SF

2339 SHOP ROAD

COLUMBIA, SC 29201



CUSHMAN &  
WAKEFIELD

# PROPERTY HIGHLIGHTS

Building Size: ±95,930 SF

Temperature Controlled Space Available: ± 22,293 SF

Small Office Component Available

Site Area: ±6.25 AC

Clear Height: 22.3'


Loading: 4 Docks

Fenced Lot

Total Pallet Positions: 1,228

Temperature Controlled: 18°F – 28°F

**Lease Rate: Contact Brokers**



[Click Here For  
Virtual Tour](#)

## 2024 DEMOGRAPHICS

5 MILES

**121,207**

POPULATION

**10,039**

BUSINESSES  
NEARBY

**49,534**

HOUSEHOLDS

**29.7**

MEDIAN AGE

**\$77,767**

AVG HH  
INCOME

**\$27,007**

AVG HH  
SPENDING



# LOCATION OVERVIEW

## NEARBY TRANSPORTATION

**12 miles**

Columbia Metropolitan Airport  
(CAE)

**103 miles**

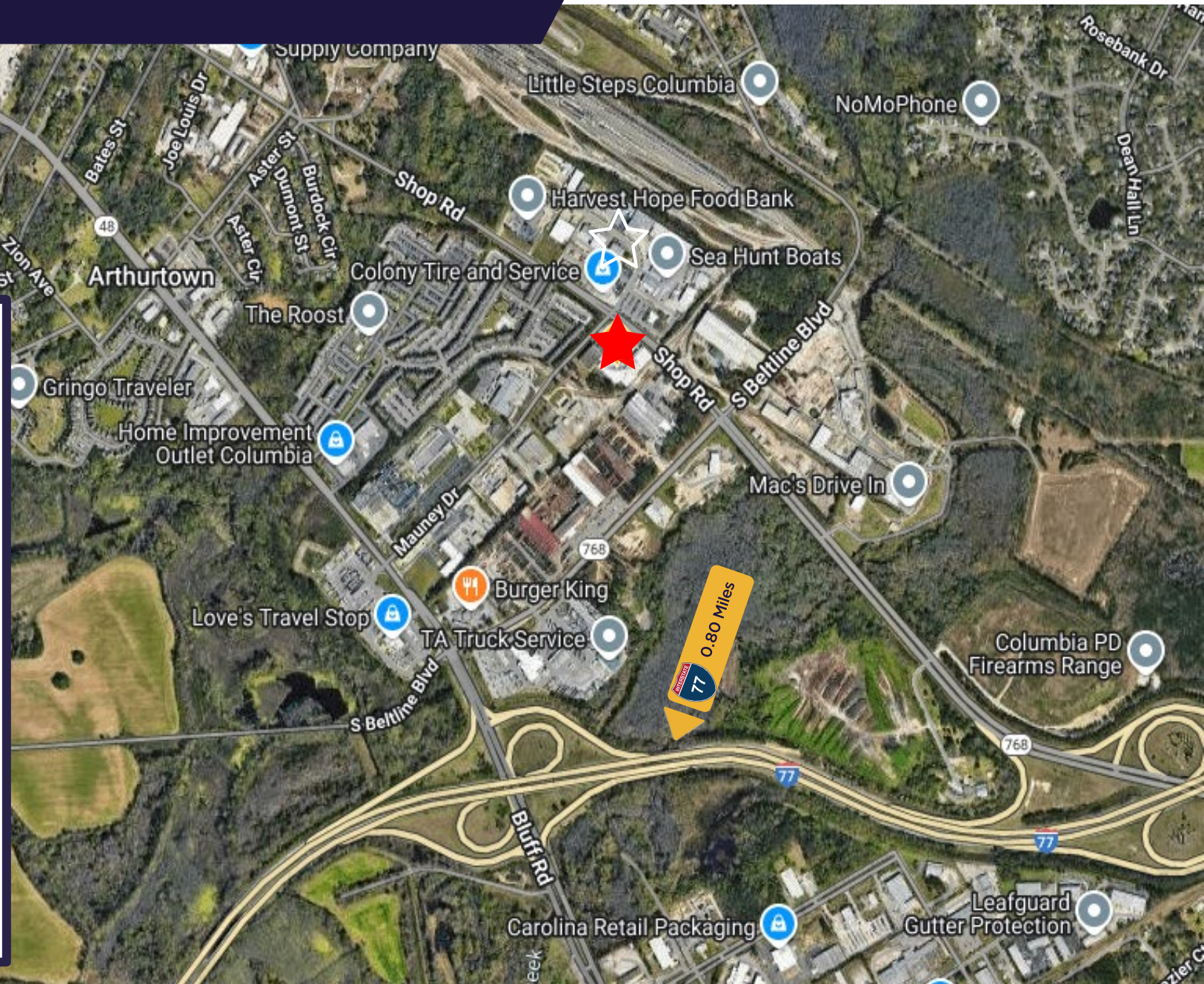
Greenville-Spartanburg  
International Airport  
(GSP)

**104 miles**

Inland Port Greer

**113 miles**

Port of Charleston







## FOR MORE INFORMATION, CONTACT:

**PHILIP VANN, CCIM**

Director

+1 803 306 5790

[Philip.Vann@cushwake.com](mailto:Philip.Vann@cushwake.com)

**HUNTER WHITE**

Associate

+1 803 386 8973

[Hunter.White1@cushwake.com](mailto:Hunter.White1@cushwake.com)

©2024 Cushman & Wakefield. All rights reserved. The information contained in this communication is strictly confidential. This information has been obtained from sources believed to be reliable but has not been verified. NO WARRANTY OR REPRESENTATION, EXPRESS OR IMPLIED, IS MADE AS TO THE CONDITION OF THE PROPERTY (OR PROPERTIES) REFERENCED HEREIN OR AS TO THE ACCURACY OR COMPLETENESS OF THE INFORMATION CONTAINED HEREIN, AND SAME IS SUBMITTED SUBJECT TO ERRORS, OMISSIONS, CHANGE OF PRICE, RENTAL OR OTHER CONDITIONS, WITHDRAWAL WITHOUT NOTICE, AND TO ANY SPECIAL LISTING CONDITIONS IMPOSED BY THE PROPERTY OWNER(S). ANY PROJECTIONS, OPINIONS OR ESTIMATES ARE SUBJECT TO UNCERTAINTY AND DO NOT SIGNIFY CURRENT OR FUTURE PROPERTY PERFORMANCE.

