

FOR LEASE

SHADELAND COMMERCE CENTER

6751 E. 30th Street | Indianapolis, IN 46219

32,000 SF



PROPERTY HIGHLIGHTS

32,000 SF available: Suite C & D
(100,000 total building square feet)

±4,000 SF office build-out

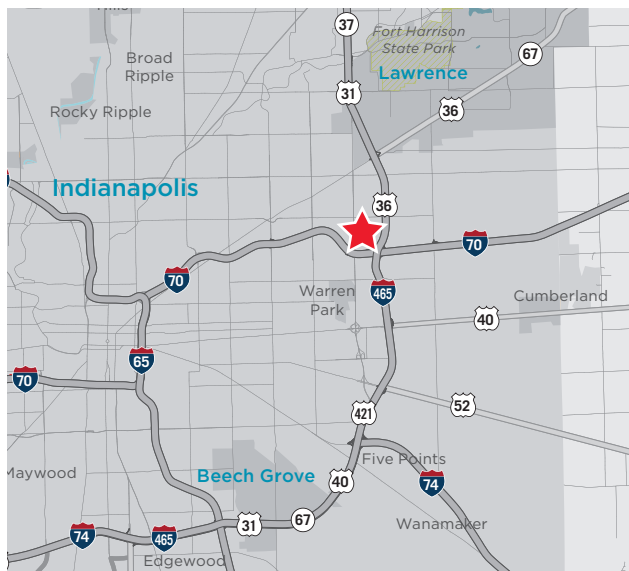
6 docks / 2 drive-ins

24' clear height

40' x 40' column spacing

Easy access to major highways (within 1
mile to I-70 & I-465)

ESFR sprinkler system



Under new ownership:

P PLYMOUTH REIT

TODD T. VANNATTA, SIOR

Executive Director
+1 317 639 0455
todd.vannatta@cushwake.com

MICHAEL W.M. WEISHAAR, SIOR

Vice Chair
+1 317 639 0494
michael.weishaar@cushwake.com



**CUSHMAN &
WAKEFIELD**

cushmanwakefield.com

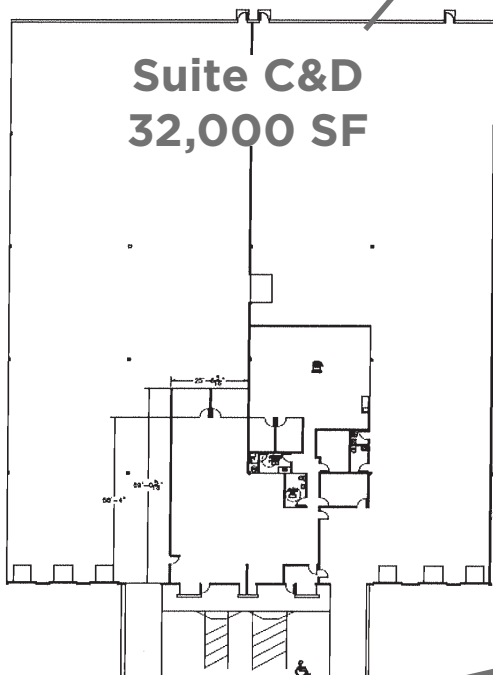
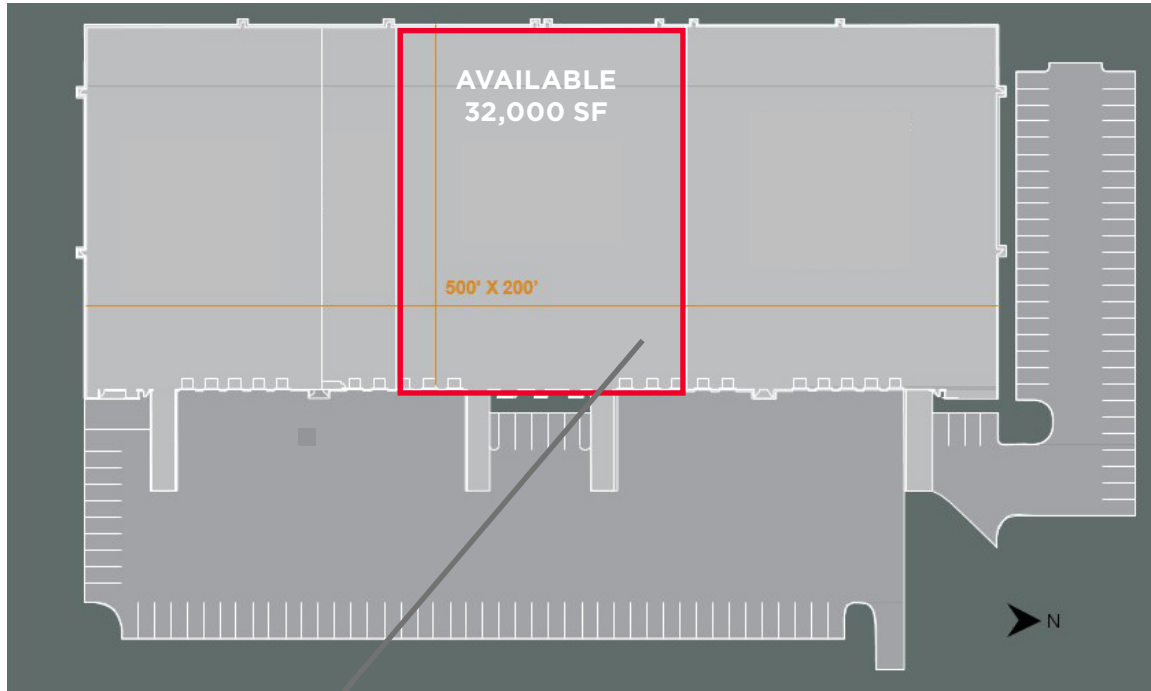
SHADELAND COMMERCE CENTER

6751 E. 30th Street | Indianapolis, IN 46219

32,000 SF

FOR LEASE

SITE PLAN



**CUSHMAN &
WAKEFIELD**

cushmanwakefield.com