




Property Specifications

PREMISES	Building D 19801 87th Ave S Kent, WA 98031
SPACE AVAILABLE	36,000 SF
OFFICE SIZE	±2,500 SF (Office Improvements Completed)
LOCATION	End Cap Space
CLEAR HEIGHT	24'
SPRINKLERS	Wet System
COLUMN SPACING	60' x 25'
LOADING	<ul style="list-style-type: none"> 7 Dock High (9'8" x 10') 1 Grade Level
PARKING	40 Dedicated Auto Stalls
RATE	Contact Brokers



Owned By:

maple^{tree}

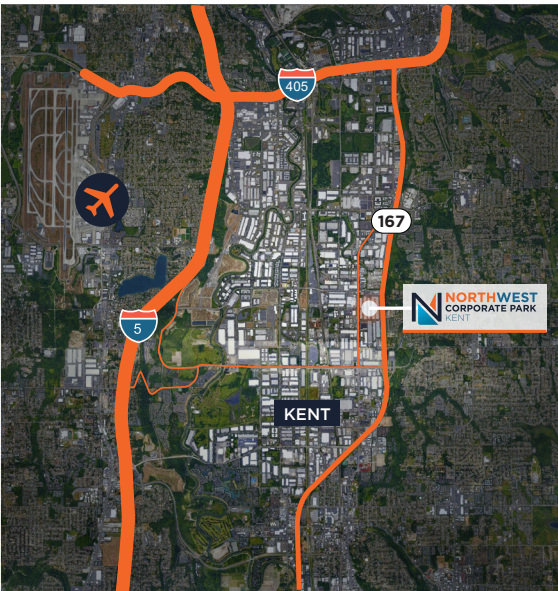
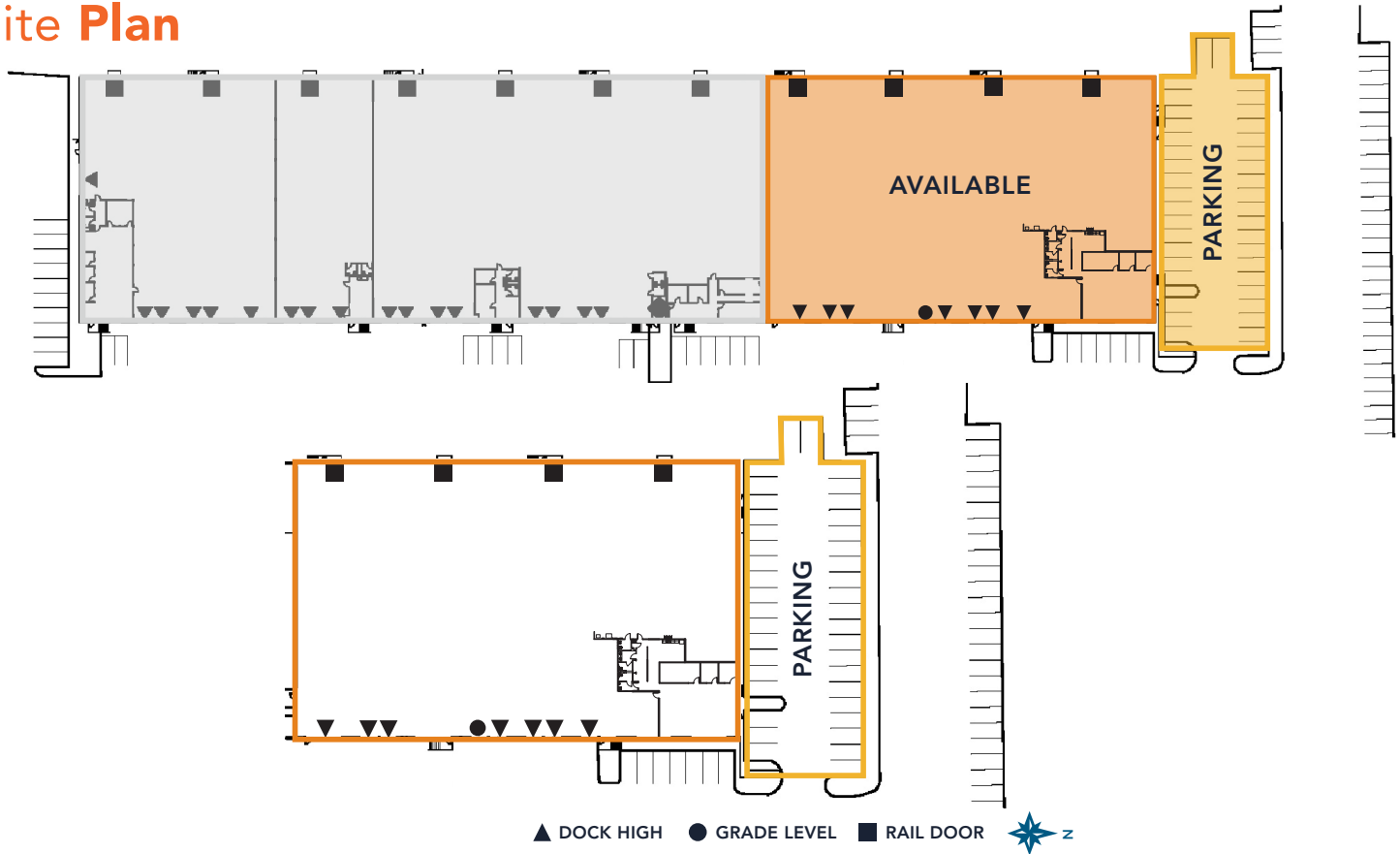
Leasing By:

CUSHMAN & WAKEFIELD

Scott Alan, SIOR
Executive Managing Director
+1 206 521 0236
scott.alan@cushwake.com

Patrick Mullin
Executive Managing Director
+1 206 521 0265
patrick.mullin@cushwake.com

Site Plan



Owned By:

maple^{tree}

Leasing By:

CUSHMAN & WAKEFIELD

Scott Alan, SIOR

Executive Managing Director

+1 206 521 0236

scott.alan@cushwake.com

Patrick Mullin

Executive Managing Director

+1 206 521 0265

patrick.mullin@cushwake.com