


FOR SALE

9,000 SF ON .71 ACRES



CALL FOR PRICING

88 TYLER PLACE

SOUTH PLAINFIELD, NJ



PROPERTY HIGHLIGHTS

Total Size: 9,000 SF on 0.71 Acres

Total Available: 9,000 SF

Office Area: 2,000 SF

Ceiling Height: 14' Clear

Drive-In Doors: 2

Power: 400 Amps

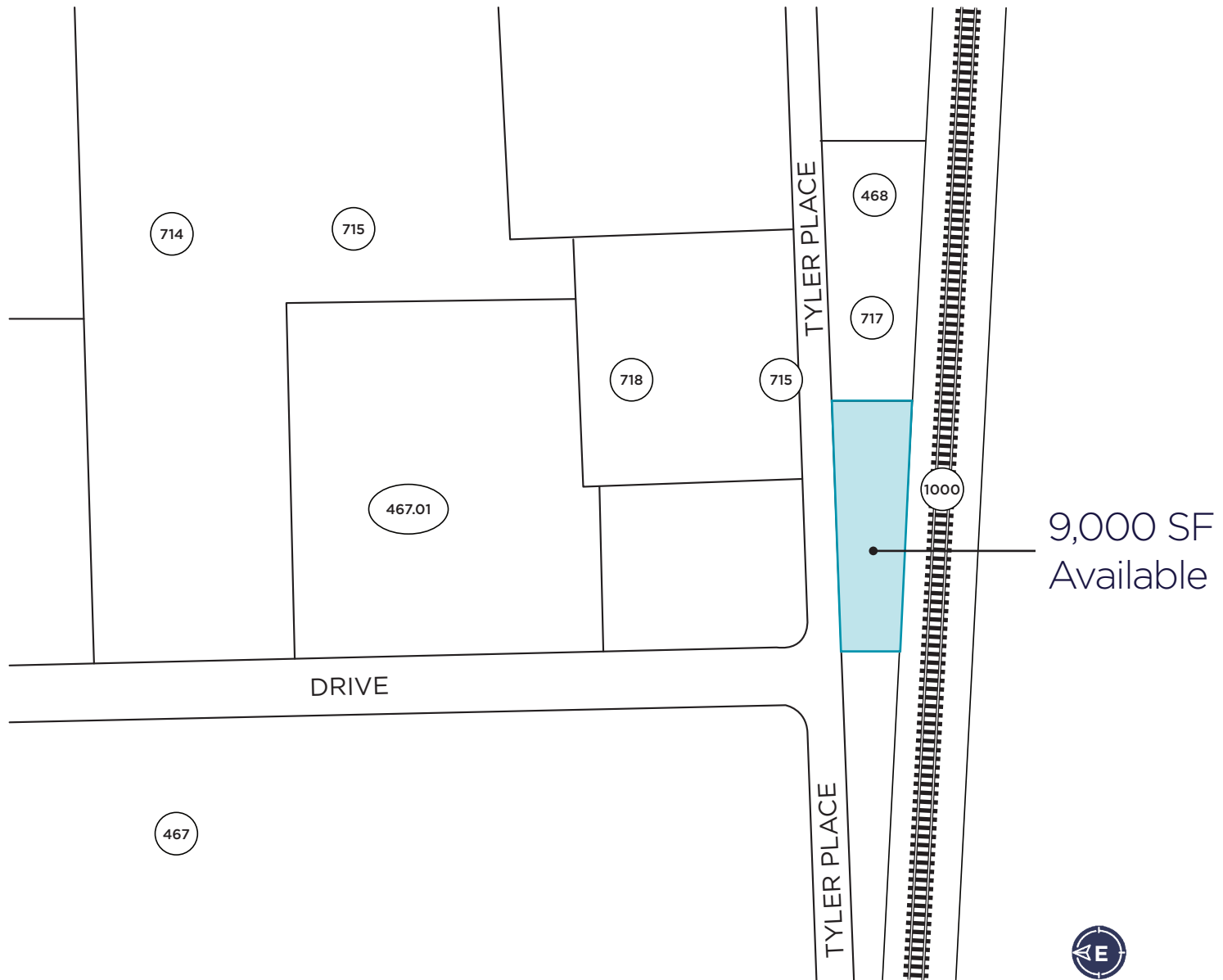
Sprinkler: Wet

Taxes: \$21,972 (\$2.44/SF)

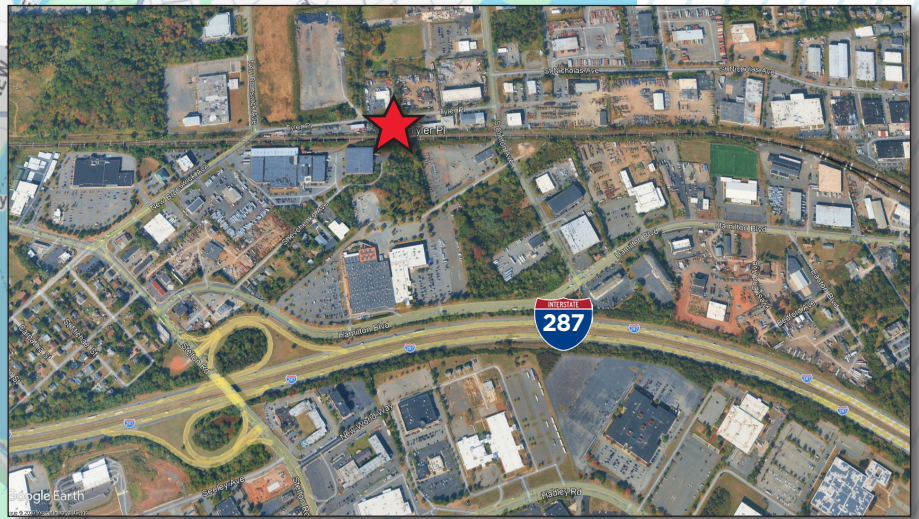
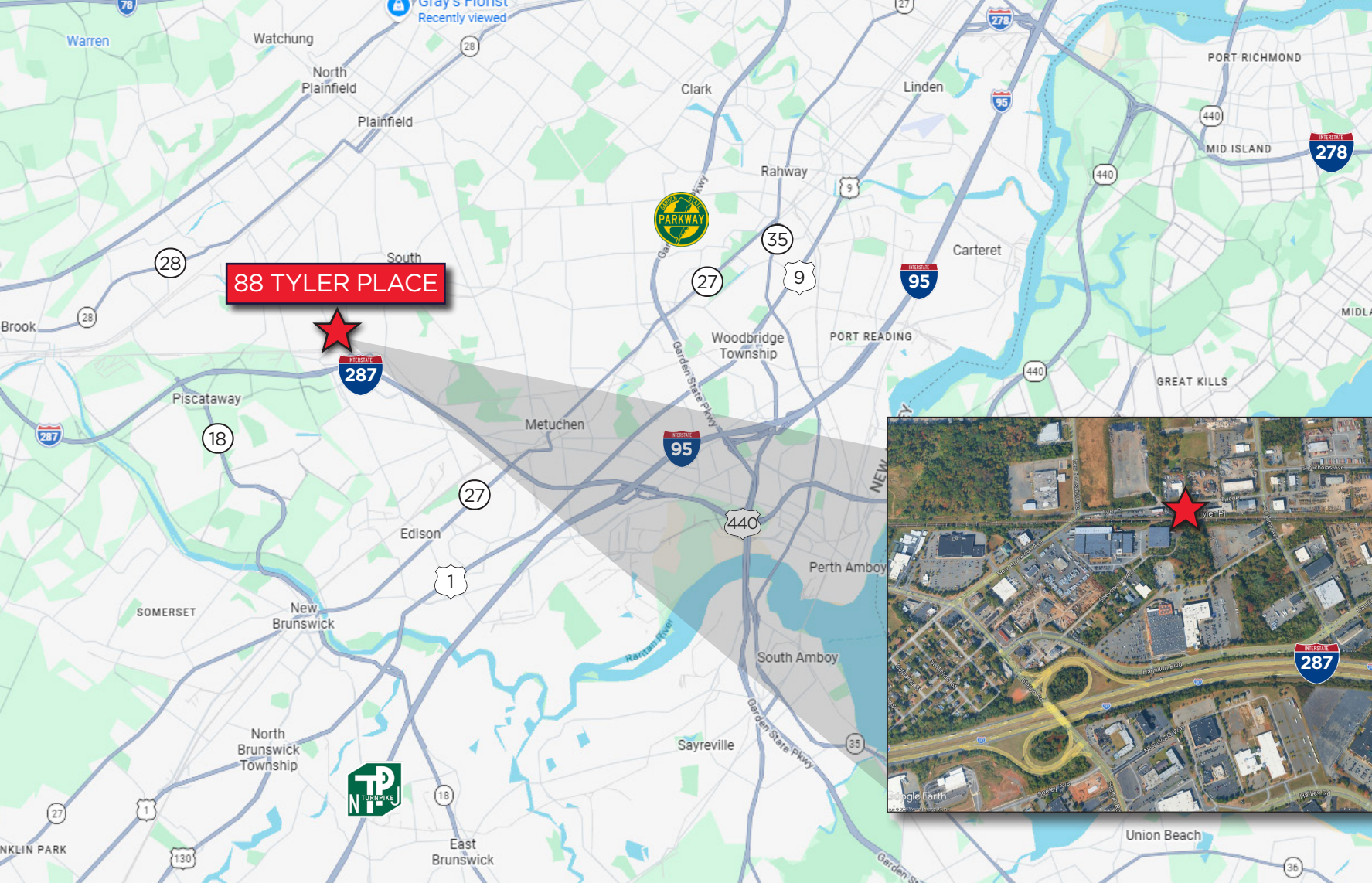
Comments: Additional Parking and/
or Outside Storage

Asking Sale Price: Call for Pricing





TAX
MAP



For more information, please call:

JASON BARTON, SIOR
+1 732 243 3104
jason.barton@cushwake.com

ANDREW O. ROBERTS
+1 732 243 3123
andrew.o.roberts@cushwake.com

99 Wood Avenue South, 8th Floor | Iselin, NJ 08830 | +1 732 623 4700
One Meadowlands Plaza, 7th Floor | East Rutherford, NJ 07073 | +1 201 935 4000
cushmanwakefield.com



©2026 Cushman & Wakefield. All rights reserved. The material in this presentation has been prepared solely for information purposes, and is strictly confidential. Any disclosure, use, copying or circulation of this presentation (or the information contained within it) is strictly prohibited, unless you have obtained Cushman & Wakefield's prior written consent. The views expressed in this presentation are the views of the author and do not necessarily reflect the views of Cushman & Wakefield. Neither this presentation nor any part of it shall form the basis of, or be relied upon in connection with any offer, or act as an inducement to enter into any contract or commitment whatsoever. NO REPRESENTATION OR WARRANTY IS GIVEN, EXPRESS OR IMPLIED, AS TO THE ACCURACY OF THE INFORMATION CONTAINED WITHIN THIS PRESENTATION, AND CUSHMAN & WAKEFIELD IS UNDER NO OBLIGATION TO SUBSEQUENTLY CORRECT IT IN THE EVENT OF ERRORS. PD-191873_V4