

# The Retail at World Trade Center

**Westfield** | WORLD  
TRADE  
CENTER

EXCLUSIVE LEASING AGENT:

**CUSHMAN &  
WAKEFIELD**





**The Retail at  
World Trade Center**

**A  
New Era  
Unlocked**

**A decade of history.  
Our new vision in motion.**

There is no address more important in New York than this landmark. This year we celebrate the 10-year anniversary of the World Trade Center reopening and, with the addition of American Express at 2 WTC, the completion of our 16-Acre World Trade Center Campus.

With this new era comes monumental opportunity through reimaged retail strategy, and thoughtful focus on enhancing Food & Beverage, Experience & Engagement, and Essentials & Services.

# A Magnetic Centerpiece

Transit isn't our limitation.  
It's our advantage.

Annual Visitors

**60M**  
World Trade Center

**103M**  
Grand Central

**35M**  
Rockefeller Center

**38M**  
Penn Station/  
Moynihan Station

# Lower Manhattan

## Office

Total Office Space  
**85M SF**  
Total Workers  
**283K**

## Hotels & Tourism

Hotel Occupancy  
**90%**  
One World Trade Observatory  
**3.8M**  
Annual Visitors

## Residential

**\$240K**  
Avg Household Income

Madewell lululemon athletica  
 LV alo MARINE LAYER  
 Theory JCREW Sant Ambroeus  
 Dr. Fusco's ARCTERYX SUITSUPPLY  
 COS BAR pg. Clarke's WARBY PARKER

Select World Trade Center Retailers

EATALY Apple swatch  
 SWAROVSKI STARBUCKS COSS  
 BANANA REPUBLIC BLUE BOTTLE COFFEE  
 Kiehl's UNIQLO Aēsop  
 POP MART SEPHORA

WTC Campus

ONE WORLD OBSERVATORY  
 WTC TRANSPORTATION HUB



# WTC Campus



World Trade Center  
Annual Ridership  
14.2M+

#1  
Busiest Path Station

Total  
Office Space  
12.7M SF



Fulton Center  
Annual Ridership  
19.2M

#5  
Busiest NYC  
Subway Station

Annual  
Visitors  
60M



# Powering the Future

## 2 WTC AMEX Global HQ

UNDER CONSTRUCTION

2M SF

10K New Employees

Direct Access to the Oculus

### Anchor Office Tenants

WPP Media  
Uber  
Spotify  
StubHub  
The Port Authority  
Conde Nast

### WTC Towers Employee Comparison

TOWER	SF	EMPLOYEES
1 WTC	2.8-3M	12-15K
3 WTC	2.5-2.8M	13K+
4 WTC	2.3-2.5M	9-11K

## Completing and Redefining the World Trade Center Experience

# Retailer Mix



SEPHORA

Aēsop



kate spade  
NEW YORK



POP MART

COS

BANANA REPUBLIC

LONGINES



CALZEDONIA

TUMI



REBAG

L'OCCITANE  
EN PROVENCE

MOLESKINE



CHARLES  
TYRWHITT

sweetgreen



### West Concourse

Connection point between WTC and Brookfield Place.

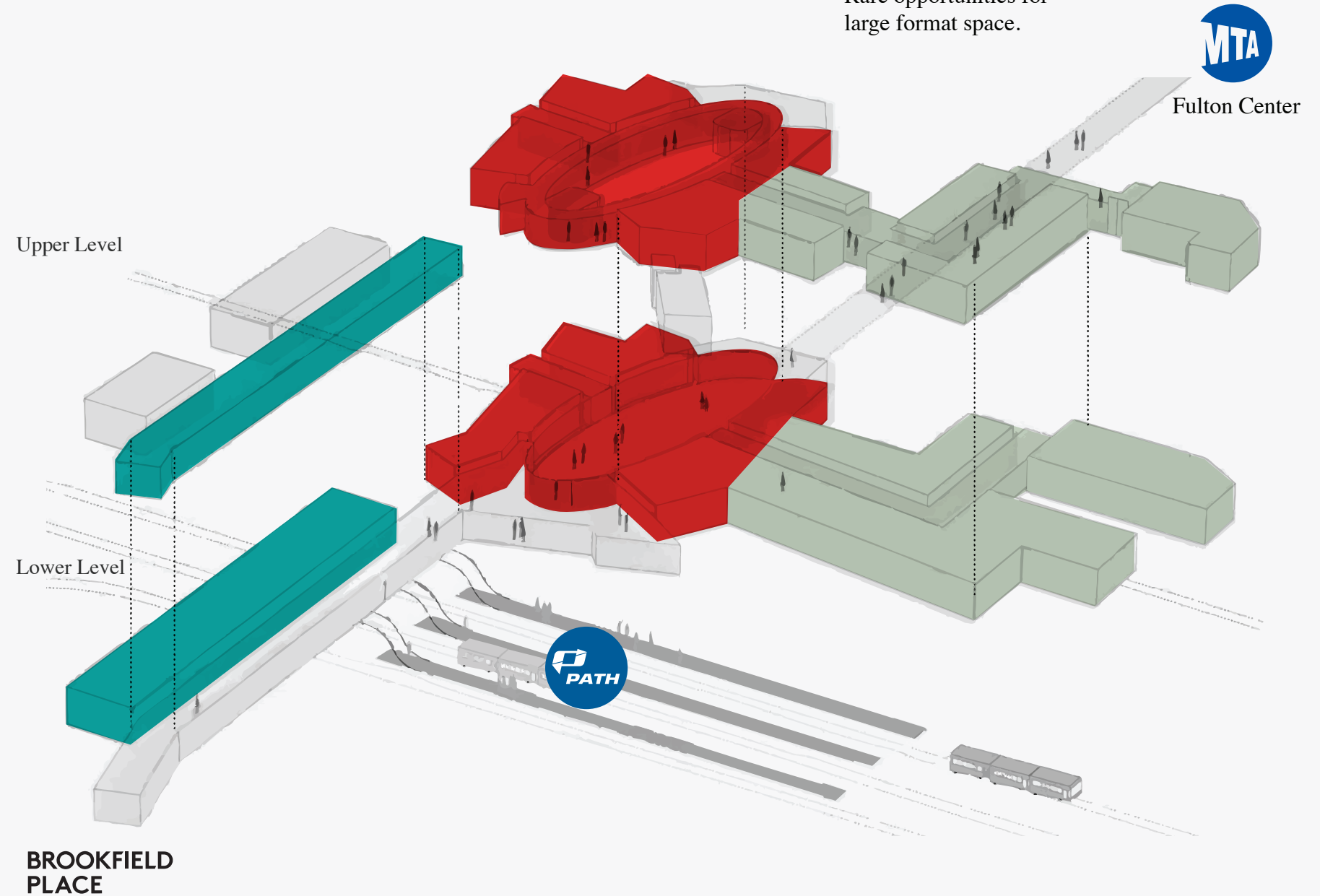
### Oculus

Unparalleled visibility at the heart of the Campus

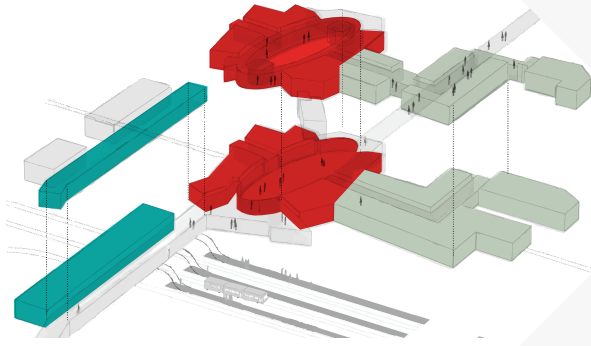
### South Concourse

Access to WTC3 and WTC4 Office Towers.  
Rare opportunities for large format space.

# Retail Campus



# Shopping Districts



Oculus



West Concourse



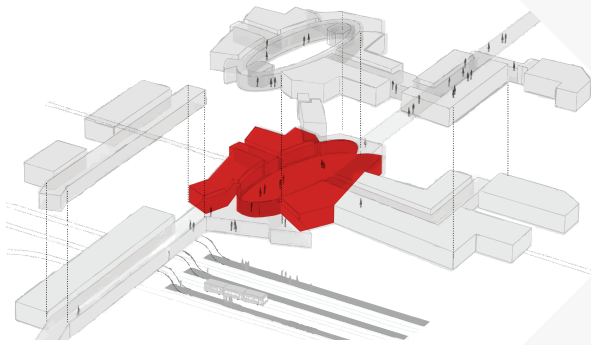
South Concourse



Street Level

# Oculus

## Lower Level



### F&B Opportunities

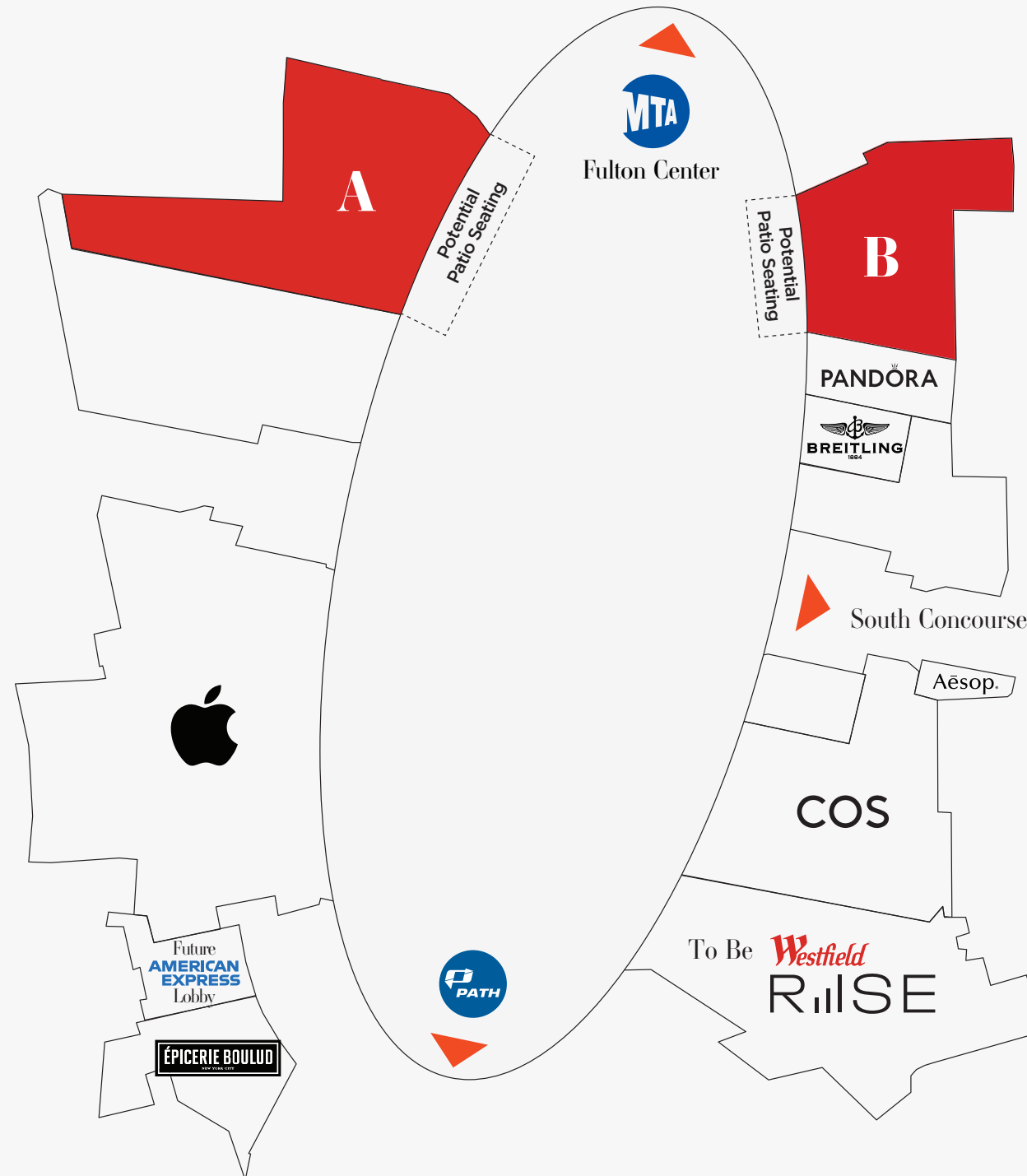
Seeking Full-Service Restaurant for Space A and All-Day Café for Space B

**A**

SIZE FRONTAGE  
5,647 SF 79'  
\*Venting Possible

**B**

SIZE FRONTAGE  
3,537 SF 45'6"  
\*Divisions Considered



Full Service Restaurant Opportunity (Space A)



Future Amex Lobby



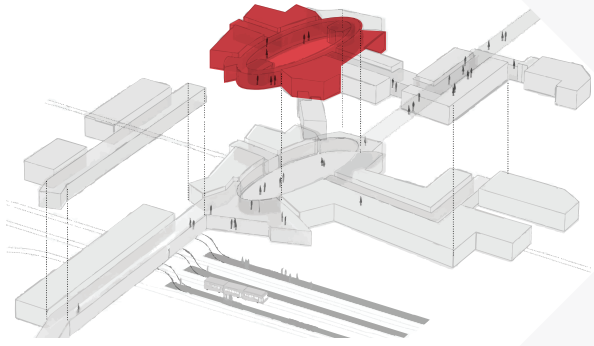
Westfield Rise



Public Activations

# Oculus

## Upper Level



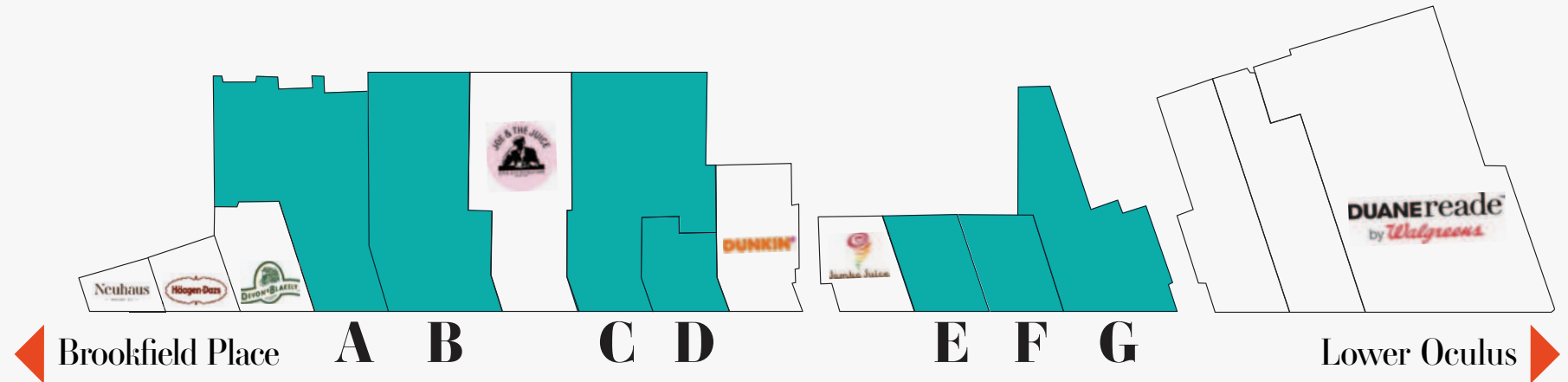
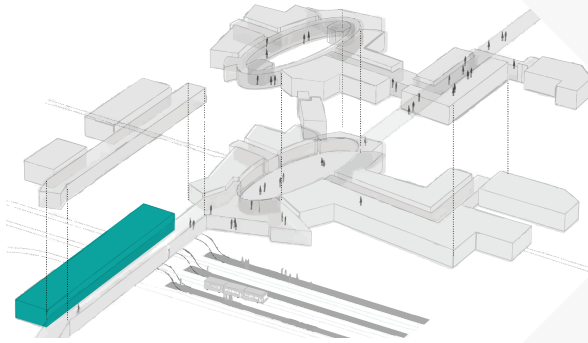
**Inquire for Availability**



**Future Amex Lobby**

# West Concourse

Lower Level



 **#1**  
Highest Performing  
PATH Station

## F&B Opportunities

### A UNIT LL5107

SIZE FRONTAGE  
2,511 SF 23'4"  
Possession: Arranged

### B UNIT LL5110

SIZE FRONTAGE  
2,405 SF 34'1"  
Possession: Immediate  
\*Venting Possible

### C UNIT LL5117

SIZE FRONTAGE  
2,504 SF 23'4"  
Possession: Immediate

### D UNIT LL5120

SIZE FRONTAGE  
606 SF 23'3"  
Possession: Immediate

### E UNIT LL 5135

SIZE FRONTAGE  
679 SF 23'3"  
Possession: Immediate

### F UNIT LL 5140

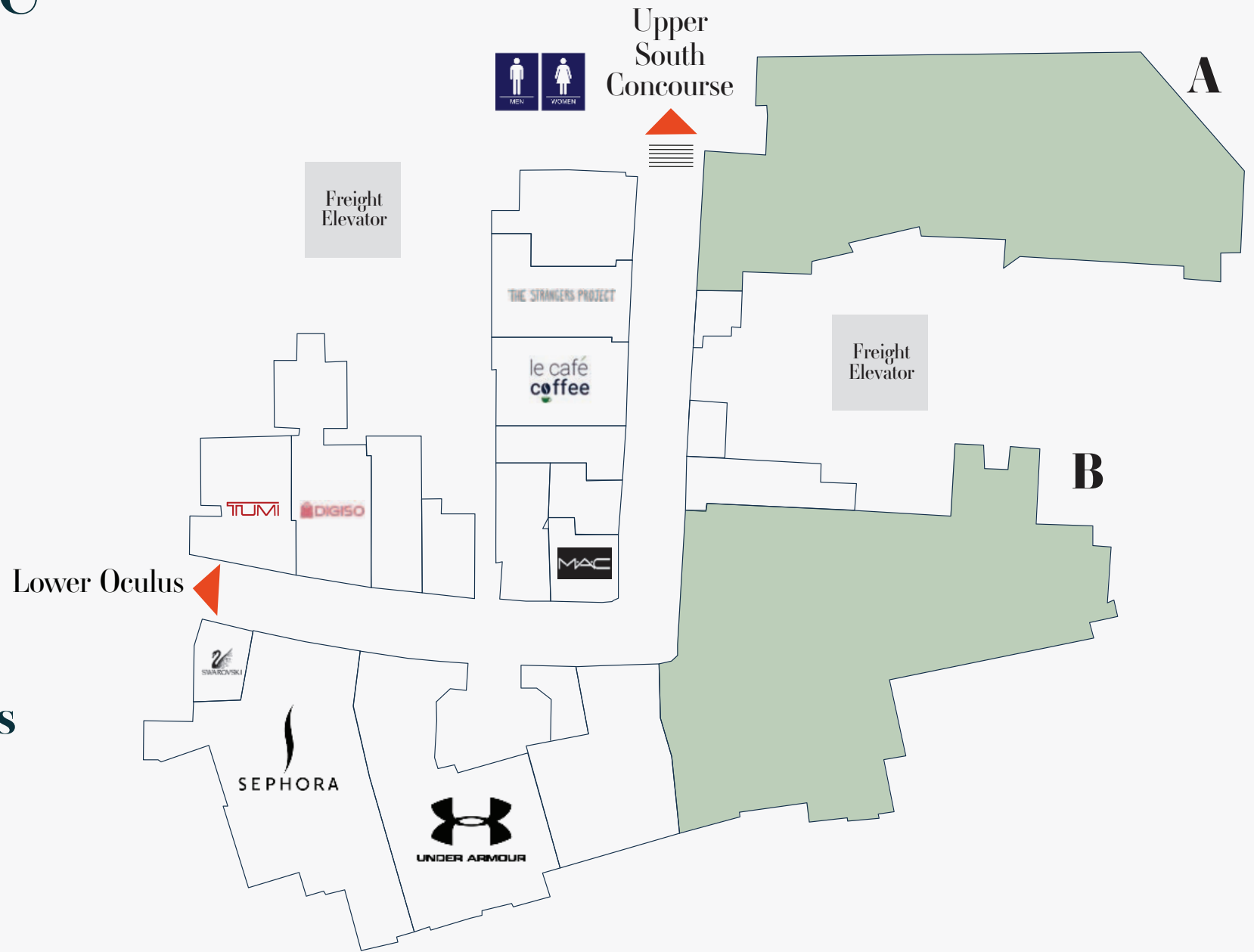
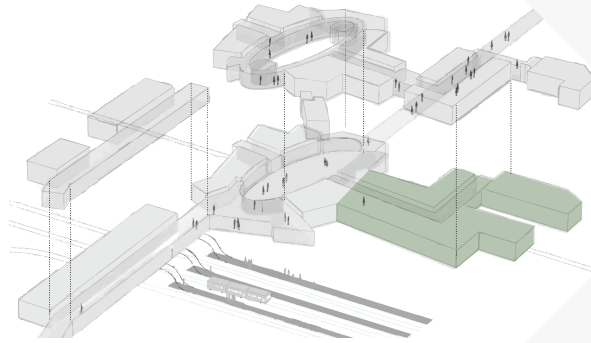
SIZE FRONTAGE  
679 SF 22'4"  
Possession: Immediate

### G UNIT LL 5145

SIZE FRONTAGE  
1,757 SF 35'7"  
Possession: Immediate

# South Concourse

Lower Level



## Large Format Opportunities

**A**

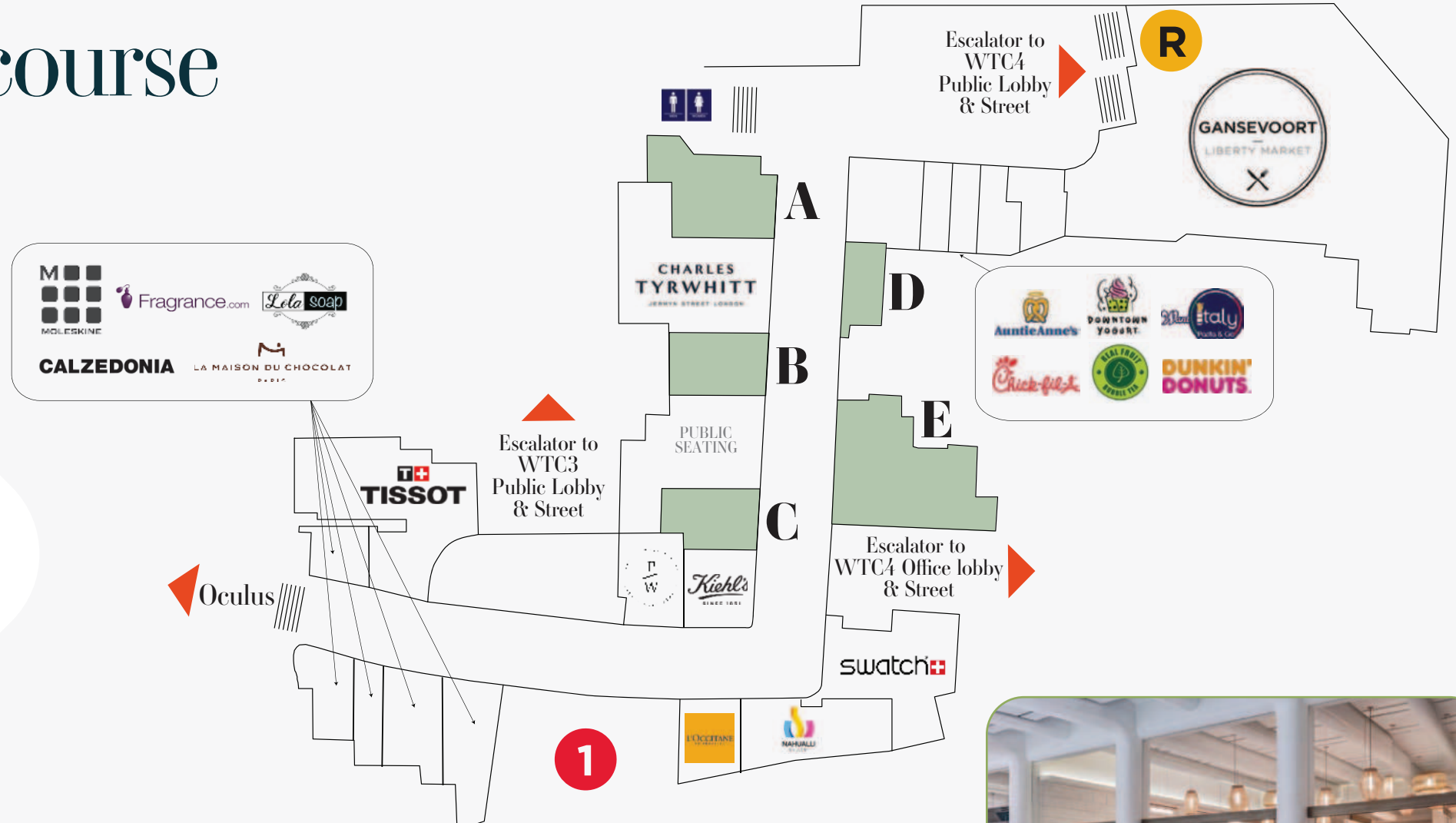
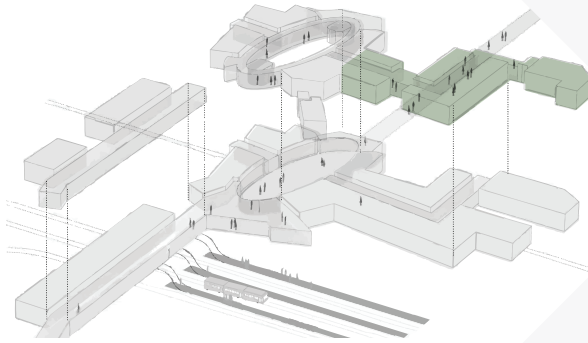
SIZE FRONTAGE  
16,757 SF 82'  
Possession: Arranged

**B**

SIZE FRONTAGE  
16,779 SF 56'10"  
Possession: Arranged

# South Concourse

## Upper Level



## F&B Opportunities

### A UNIT LL2370

SIZE FRONTAGE  
1,329 SF 23'4"

Possession: Arranged

### B UNIT LL2360

SIZE FRONTAGE  
839 SF 22'10"

Possession: Immediate

### C UNIT LL2353

SIZE FRONTAGE  
752 SF 22'

Possession: Immediate

### D UNIT LL2425

SIZE FRONTAGE  
455 SF 34'3"

Possession: Immediate

### E UNIT LL2420

SIZE FRONTAGE  
2,029 SF 44'9"

Possession: Immediate  
\*Venting Possible



New Public Seating Area

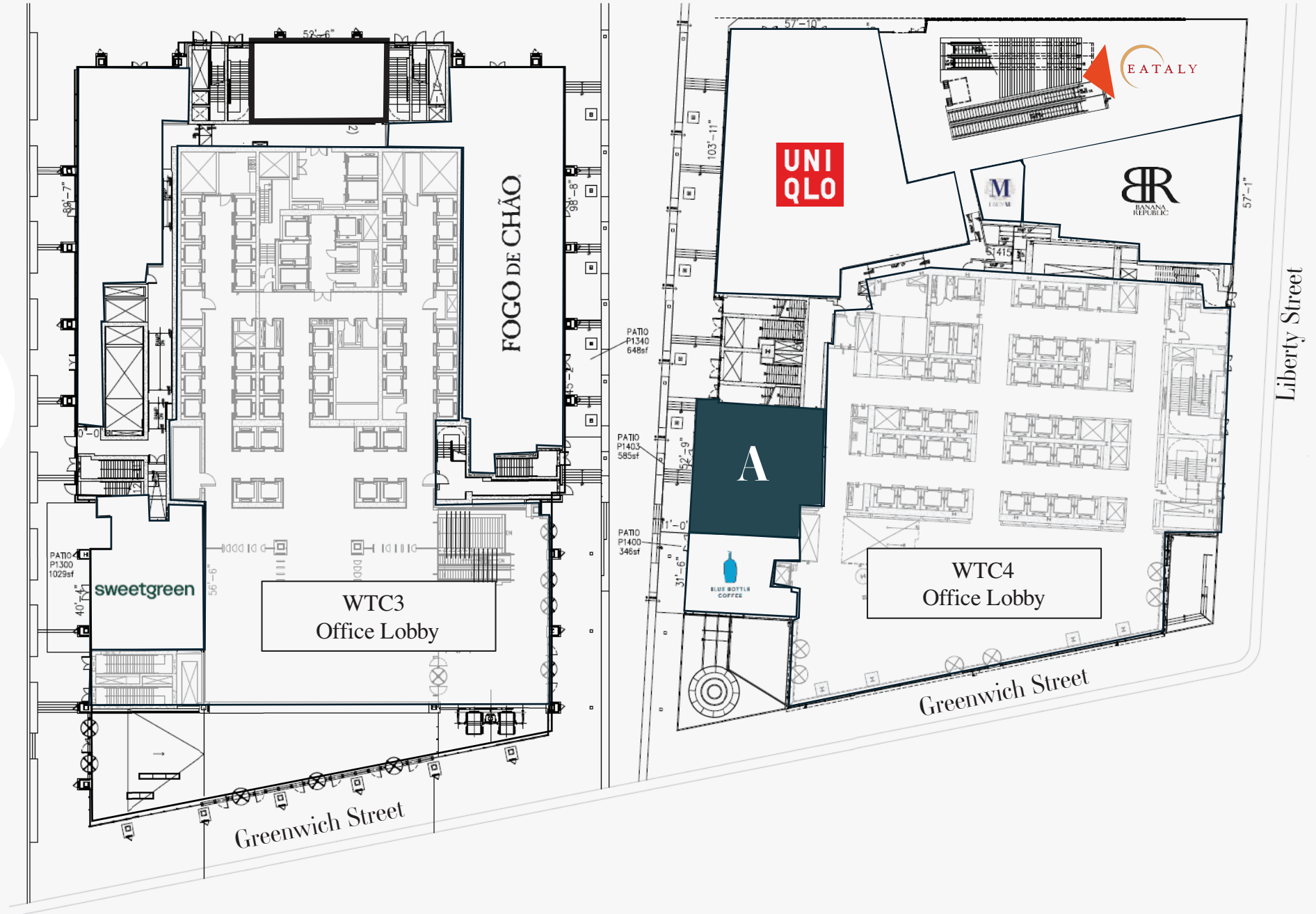
# Street Level

## Opportunities

### A

SIZE      FRONTAGE  
2,256 SF    52'9"

\*Additional Patio Space Available



# The Retail at World Trade Center

Jason Greenstone +1 212.841.7713 | [Jason.Greenstone@Cushwake.com](mailto:Jason.Greenstone@Cushwake.com)

Kristen Pash +1 929.501.3409 | [Kristen.Pash@Cushwake.com](mailto:Kristen.Pash@Cushwake.com)

Mike O'Neill +1 212.841.7909 | [Michael.Oneill@Cushwake.com](mailto:Michael.Oneill@Cushwake.com)

Taylor Reynolds +1 212.841.5920 | [Taylor.Reynolds@Cushwake.com](mailto:Taylor.Reynolds@Cushwake.com)

Lilly Craver +1 212.698.5616 | [Lilly.Craver@Cushwake.com](mailto:Lilly.Craver@Cushwake.com)

EXCLUSIVE LEASING AGENT:



Derek Koelsch +1 929.758.4870 | [Derek.koelsch@Urw.com](mailto:Derek.koelsch@Urw.com)

